



Milton Hill

Alternative Golf Day

Course:	The Springs
Date:	Friday 2 nd October '09
Cost:	£60
Arrive:	Bacon Rolls, Coffee, Tea
Morning:	9 Holes Yellow Ball Competition, teams of four Blind Pairs
Lunch:	Ham, Egg and Chips
Afternoon:	18 holes Stableford format, 7/8 th 's handicap Longest Drive Nearest the Pin
Dinner:	3 Course Dinner, Soup, Roast Carvery, Crumble and Custard Jackets and Ties Plus obligatory war stories, trophies, raffle etc.

Results for the Alternative Gold Day – Autumn 2009

Morning Results

Yellow Ball Winners

Chris Locke, Iain More, Dave Roberts, Pete McIntyre

Blind Pairs Winners

Gordon Neilson and Pete McIntyre

Notable Mentions

- Paul Wilson and Iain More had the same score as Gordon and Pete but lost on the count back
- Iain More scored an excellent 25 points (yellow ball)
- Nigel Attwood was a close second with 22 points
- Both Ian and Nigel scored 19 points for the blind pairs
- Duncan Clark scored 2 points
- Team 4 amassed a grand total of 36 points, just under half the winning score – although they did lose the yellow ball on the first hole, the first shot even!

Afternoon Results

Overall Winner

Gordon Neilson

Notable Mentions

- Mike Conroy and Pete McIntyre enjoyed good afternoons, finishing just one and two points behind the winner respectively, with Phil Reeve and Andy Wraight just one more point behind
- Nigel Attwood, having been second highest scorer in the morning, was lowest scorer in the afternoon – too much time in the bar at lunch possibly?

Interesting Facts and Figures

- In the afternoon we scored
 - 6 net eagles
 - 55 net birdies
 - 94 net pars
 - 81 net bogeys and 52 doubles or worse
- The average points scored per hole was 1.6
- The seventh was the hardest hole; we averaged just 0.9 points on that one!
- Holes two and eleven are next up, offering an average of just 1.1 points each
- Holes two, seven and eleven are three easiest on the course according to the SI
- The third was actually the easiest, gifting an average of 2.4 points, number 10 on the SI that one
- Just as for last time, there's a slight bias towards the lower handicap players scoring more Stableford points
- Nobody broke 80 gross in the afternoon, Gordon came closest, scoring exactly 80
- Nobody broke 70 net in the afternoon, Gordon was again closest with exactly 70, Mike and Pete were next best with 71 and Phil scored 72

Morning

Yellow Ball						
Team	Player 1	Player 2	Player 3	Player 4	Total Points	Average Handicap
Team 1	Chris Locke	Iain More	Dave Roberts	Pete McIntyre	73.0	18.8
Team 2	Phil Reeve	Gordon Neilson	Nigel Attwood	Peter Blackman	68.0	18.0
Team 3	Mike Conroy	Andy Wraight	Jerry Spencer	-	70.7	14.3
Team 4	Rob Ashton	Duncan Clark	Paul Wilson	Mark Andrews	36.0	19.5

Blind Pairs				
Team	Player 1	Player 2	Total Points	Average Handicap
Team 1	Phil Reeve	Jerry Spencer	28	17.5
Team 2	Peter Blackman	Nigel Attwood	27	23
Team 3	Andy Wraight	Duncan Clark	19	13.5
Team 4	Chris Locke	Mark Andrews	25	22
Team 5	Gordon Neilson	Pete McIntyre	35	14
Team 6	Paul Wilson	Iain More	35	11.5
Team 7	Rob Ashton	Mike Conroy	25	21.5
Team 8	Dave Roberts	Dave Roberts	22	22

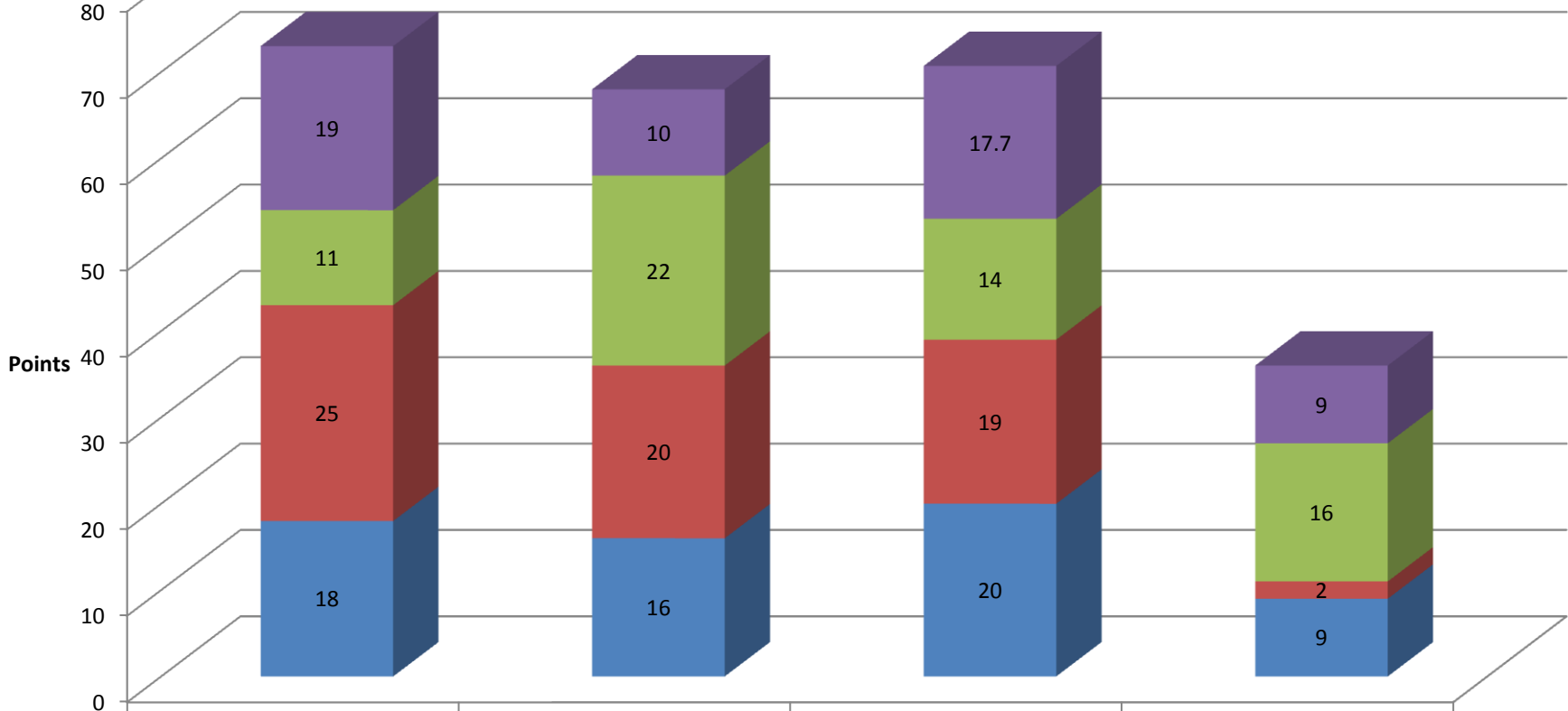
Player	Blind Pairs	Yellow Ball
Chris Locke	16	18
Phil Reeve	16	16
Mike Conroy	16	20
Rob Ashton	9	9
Iain More	19	25
Gordon Neilson	18	20
Andy Wraight	17	19
Duncan Clark	2	2
Dave Roberts	11	11
Paul Wilson	16	16
Jerry Spencer	12	14
Mark Andrews	9	9
Peter Blackman	8	10
Nigel Attwood	19	22
Pete McIntyre	17	19

Afternoon

	Afternoon			
	Gross	Net	Gross Stableford	Net Stableford
Chris Locke	103	81	11	26
Phil Reeve	88	72	20	34
Mike Conroy	86	71	25	36
Rob Ashton	115	87	6	20
Iain More	93	80	19	28
Gordon Neilson	80	70	28	37
Andy Wraight	84	75	26	34
Duncan Clark	92	74	20	33
Dave Roberts	97	75	15	31
Paul Wilson	87	77	23	31
Jerry Spencer	97	78	14	29
Mark Andrews	108	86	7	20
Peter Blackman	108	80	7	25
Nigel Attwood	112	94	7	18
Pete McIntyre	89	71	19	35
Dave Canderton	104	89	11	21

Yellow Ball Competition

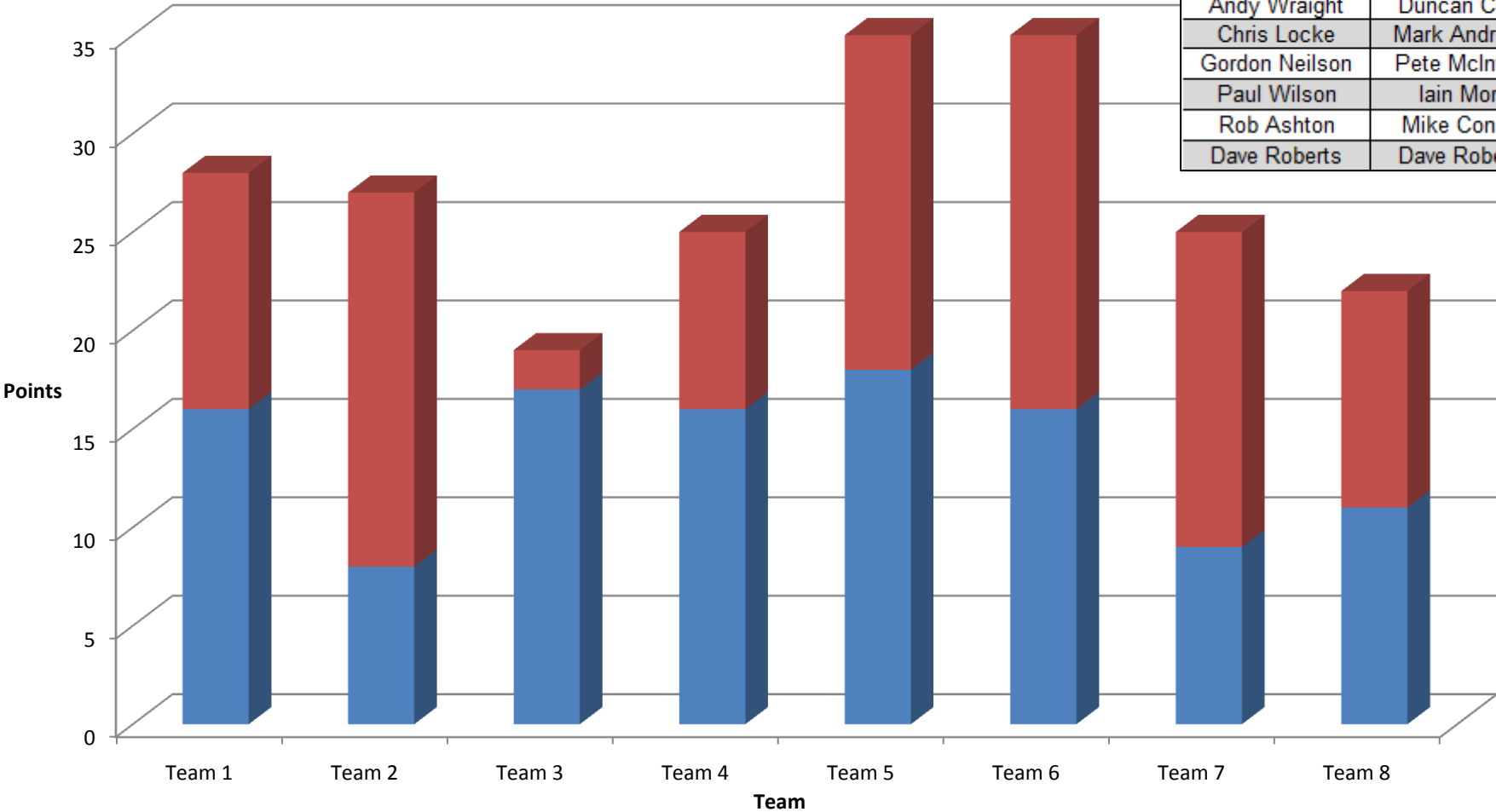
Team 1	Team 2	Team 3	Team 4
Chris Locke	Phil Reeve	Mike Conroy	Rob Ashton
Iain More	Gordon Neilson	Andy Wraight	Duncan Clark
Dave Roberts	Nigel Attwood	Jerry Spencer	Paul Wilson
Pete McIntyre	Peter Blackman	-	Mark Andrews



	Team 1	Team 2	Team 3	Team 4
Player 4	19	10	17.7	9
Player 3	11	22	14	16
Player 2	25	20	19	2
Player 1	18	16	20	9

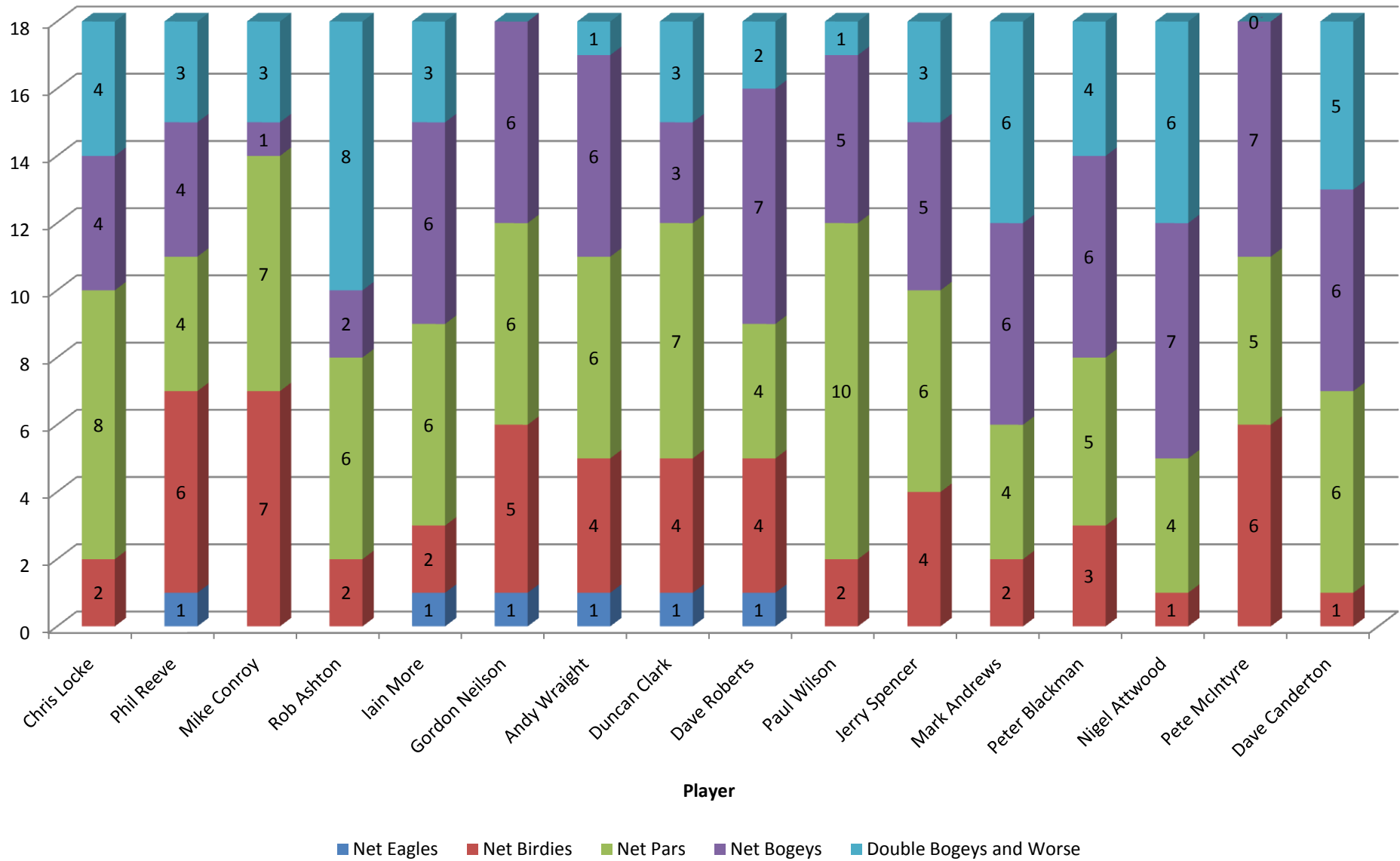
Blind Pairs Competition

Player 1	Player 2
Phil Reeve	Jerry Spencer
Peter Blackman	Nigel Attwood
Andy Wraight	Duncan Clark
Chris Locke	Mark Andrews
Gordon Neilson	Pete McIntyre
Paul Wilson	Iain More
Rob Ashton	Mike Conroy
Dave Roberts	Dave Roberts

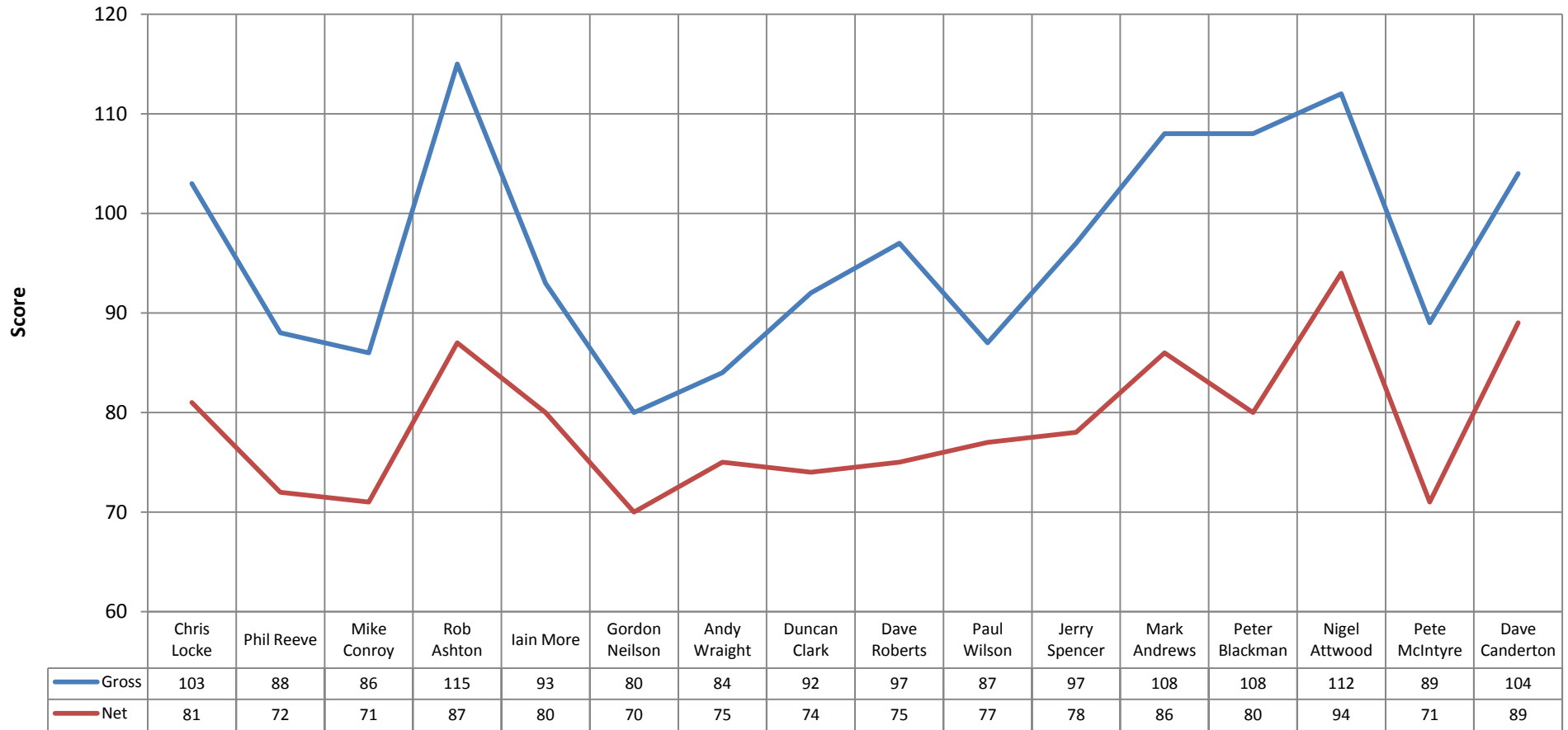


■ Player 1 ■ Player 2

Eagles, Birdies, Pars, Bogeys, Double Bogeys and Worse



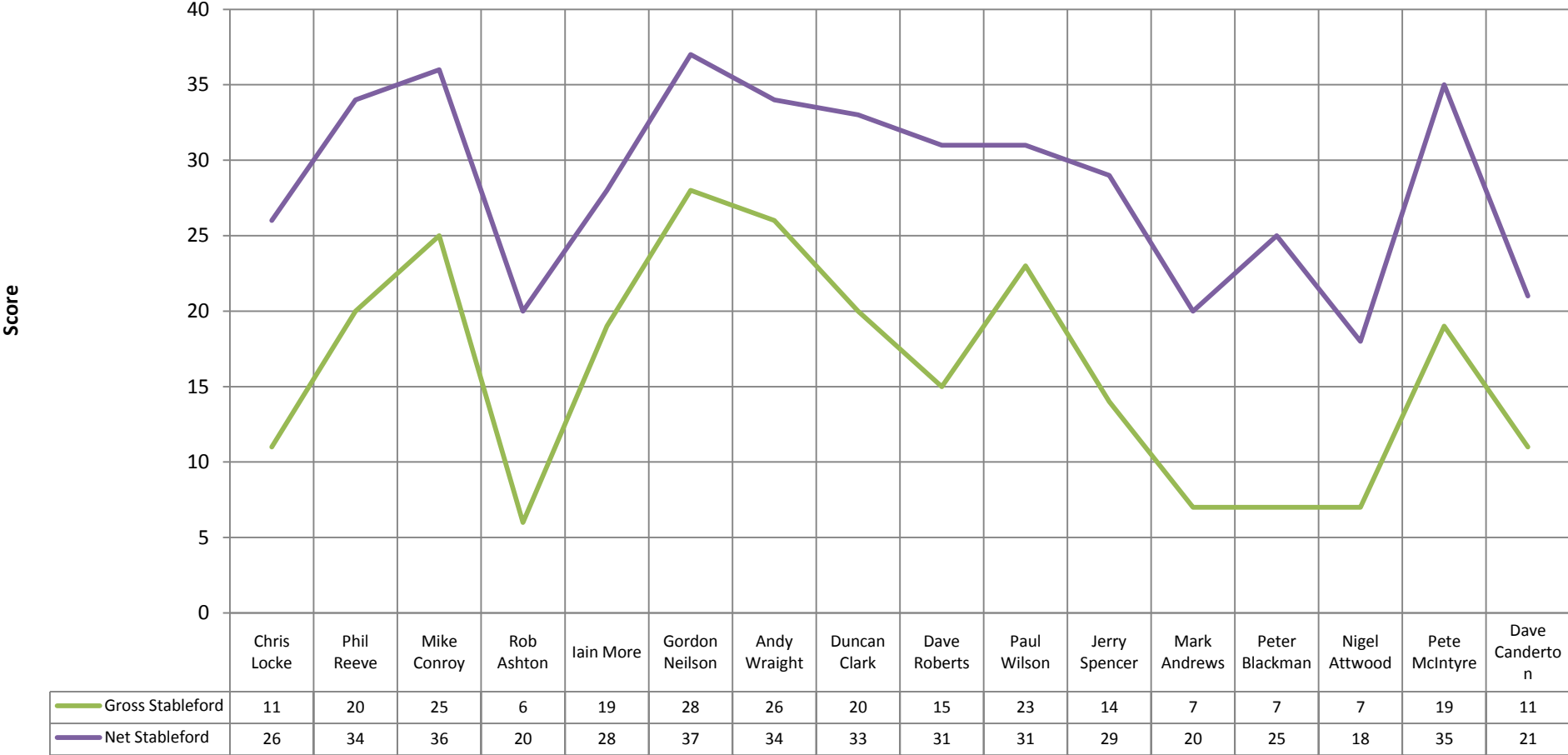
Afternoon Gross and Net Scores



Player

— Gross — Net

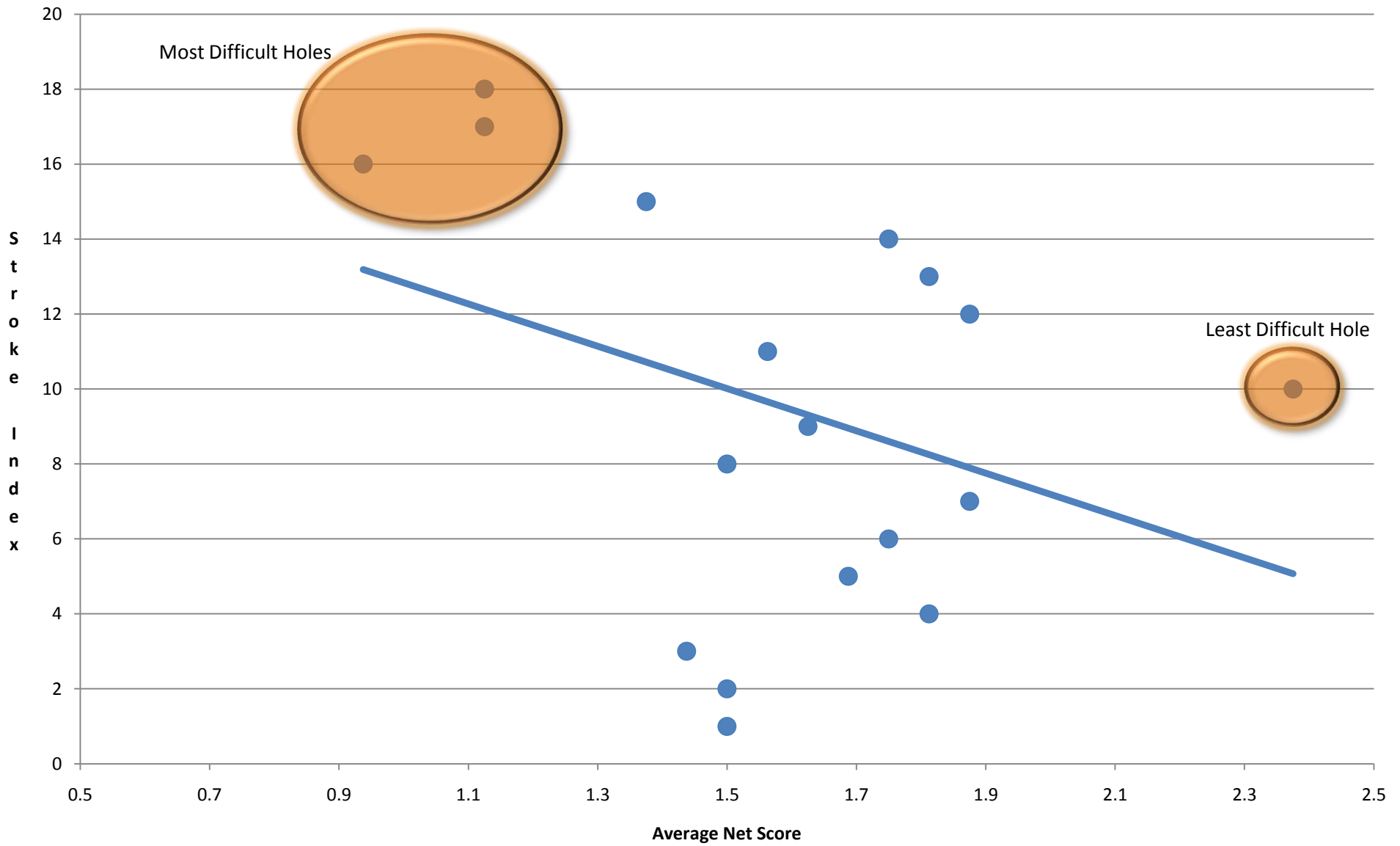
Afternoon Gross and Net Stableford



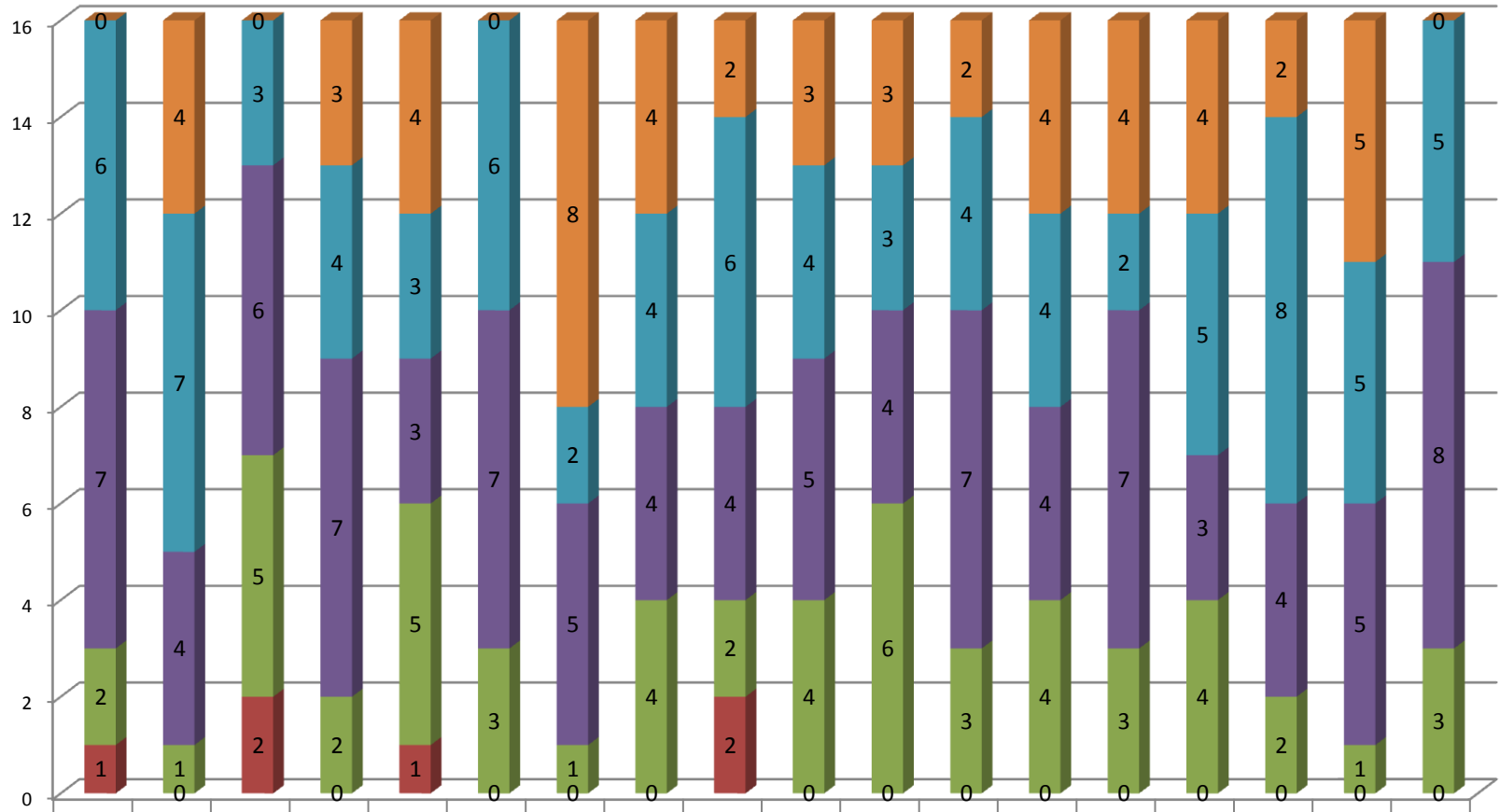
Player

Gross Stableford Net Stableford

Afternoon - Hole Difficulty



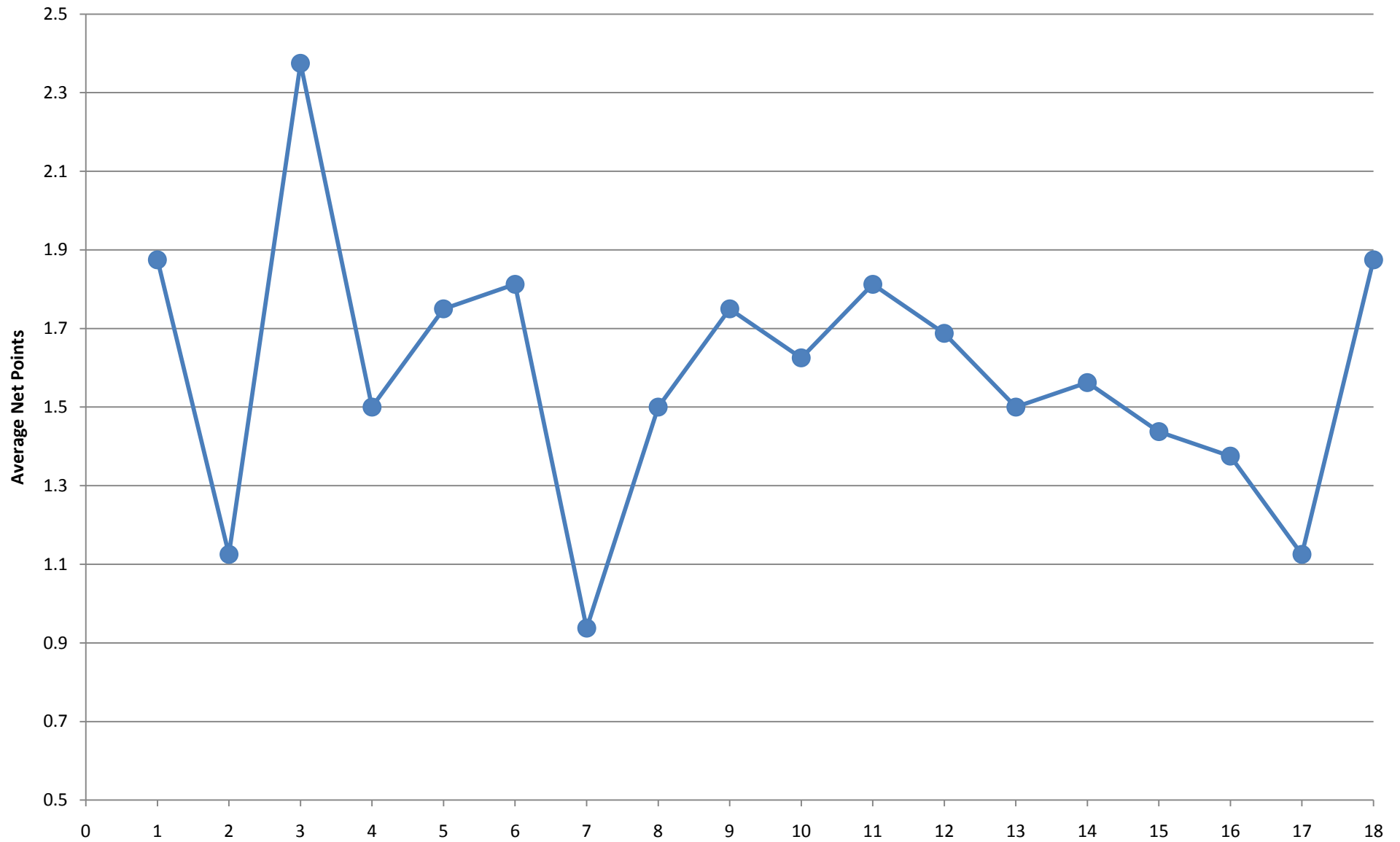
Afternoon - Hole Difficulty



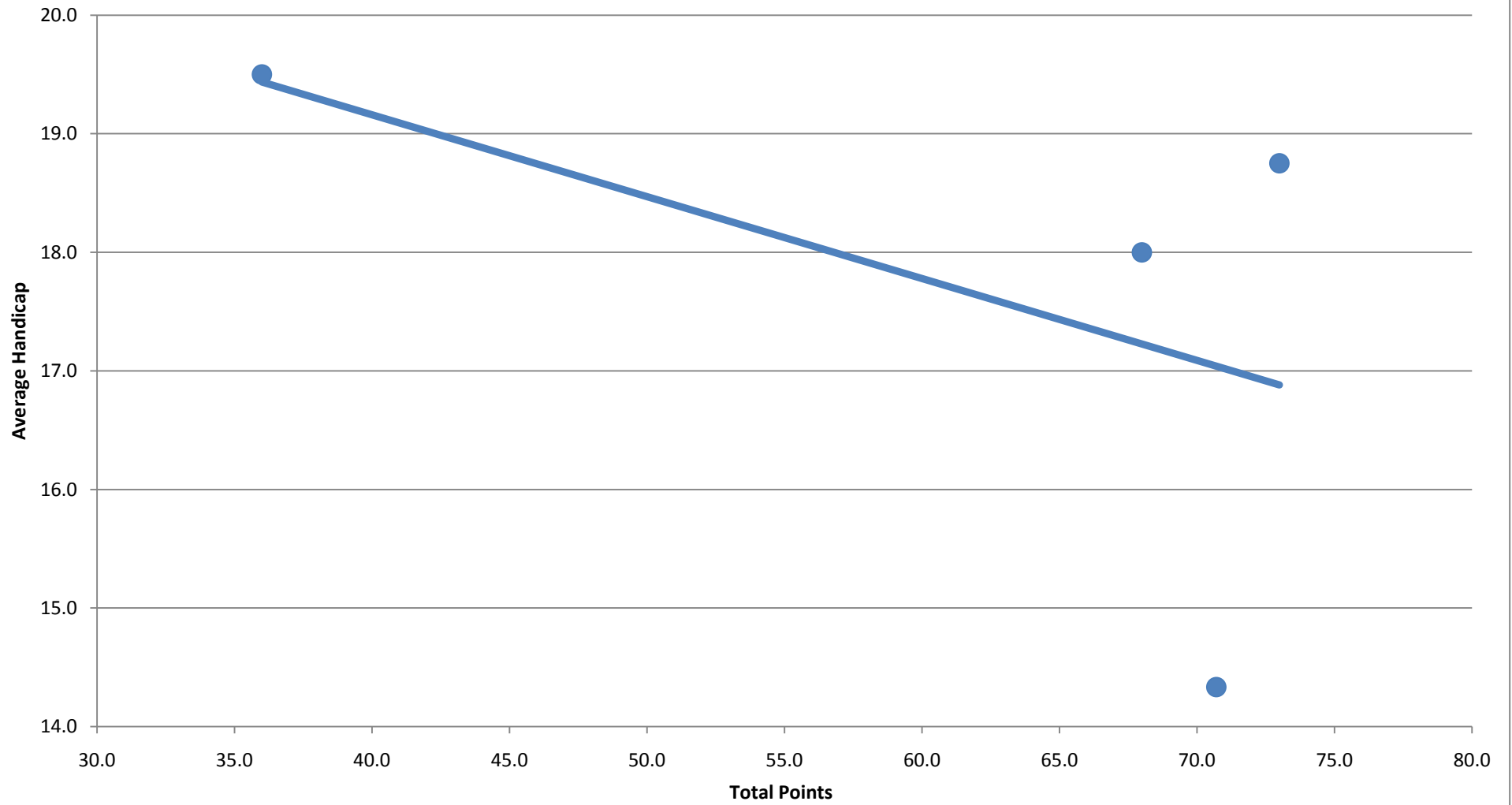
	1	2	3	4	5	6	7	8	9	10	11	12	13	14	15	16	17	18
Net Double Bogeys and Worse	0	4	0	3	4	0	8	4	2	3	3	2	4	4	4	2	5	0
Net Bogeys	6	7	3	4	3	6	2	4	6	4	3	4	4	2	5	8	5	5
Net Pars	7	4	6	7	3	7	5	4	4	5	4	7	4	7	3	4	5	8
Net Birdies	2	1	5	2	5	3	1	4	2	4	6	3	4	3	4	2	1	3
Net Eagles	1	0	2	0	1	0	0	0	2	0	0	0	0	0	0	0	0	0

Hole

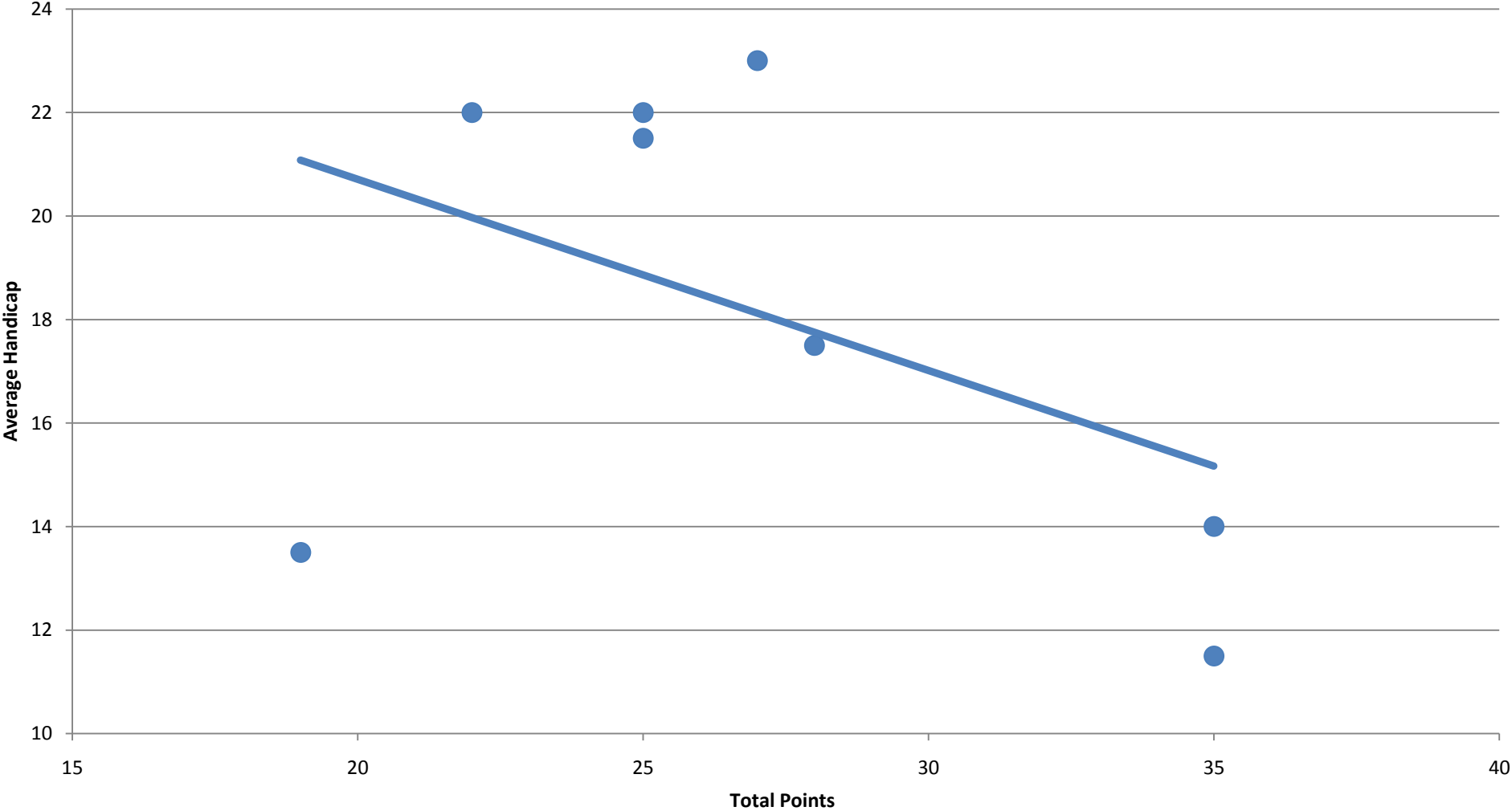
Afternoon - Hole Difficulty



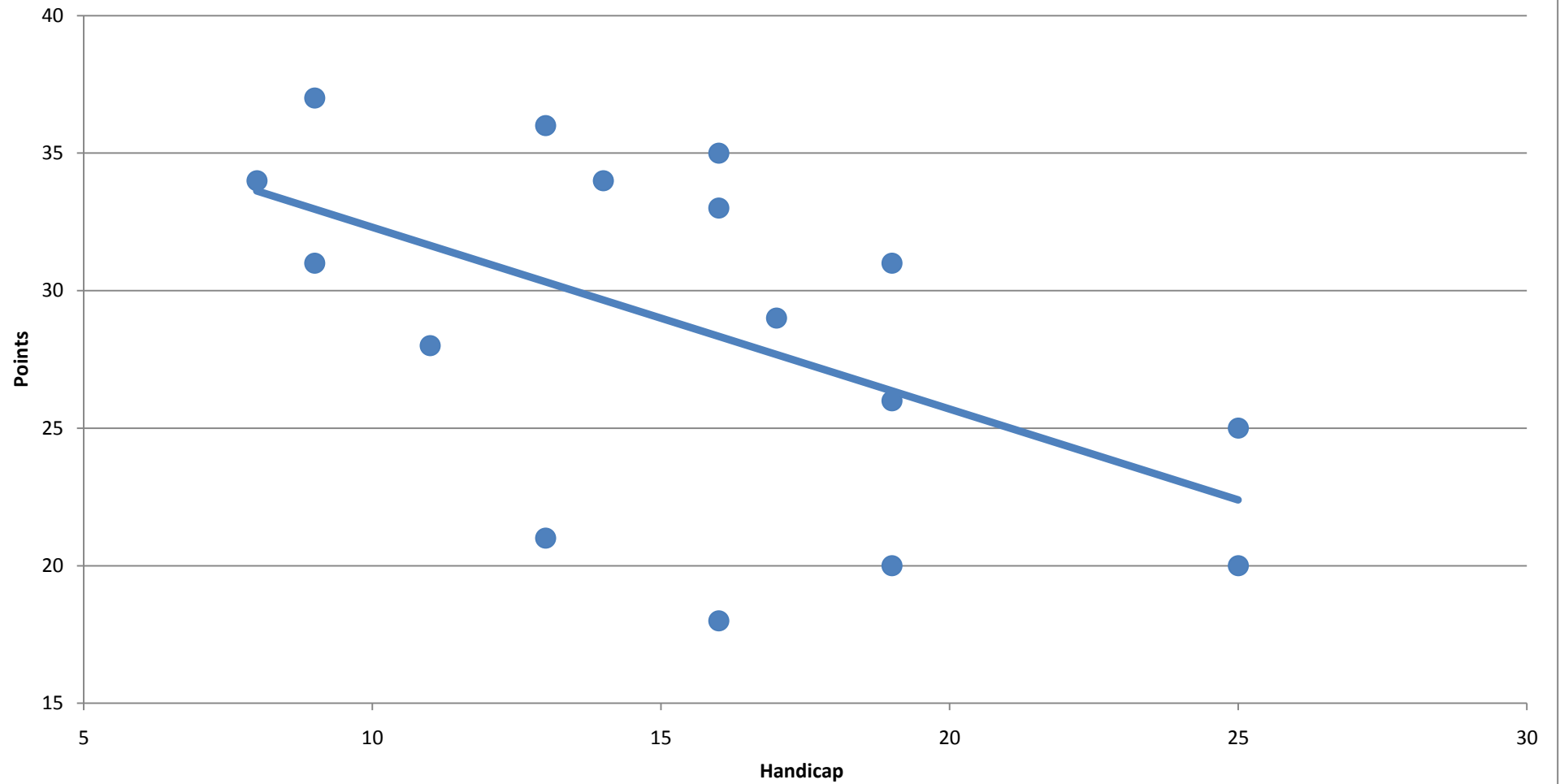
Yellow Ball vs. Average Handicap



Blind Pairs vs. Average Handicap



Afternoon Stableford vs. Handicap



● Stableford vs. Handicap — Linear (Stableford vs. Handicap)