



Milton Hill Alternative Golf Day

Course:	Mapledurham GC
Date:	Friday September 10 th 2010
Cost:	£60
Arrive:	Bacon Rolls, Coffee, Tea
Morning:	9 Holes Yellow Ball Competition, teams of four Blind Pairs
Lunch:	Soup and a Roll
Afternoon:	18 holes Stableford format, 7/8 ^{th's} handicap Longest Drive Nearest the Pin
Dinner:	3 Course Dinner Jackets and Ties Plus obligatory war stories, trophies, raffle etc.

Contact: Mike Conroy

Results for the Alternative Golf Day – Autumn 2010

Morning Results

Yellow Ball Winners

Iain More, Mike Conroy, Nigel Attwood, Rob Ashton

Blind Pairs Winners

Gordon Neilson and Phil Reeve

Notable Mentions

- Iain has been on the yellow ball winning team in every event
- Gordon has been part of the blind pairs winning team for the past three events
- Nigel Attwood had the best individual score in the morning, putting together 20 points with Phil and Iain just behind on 19 each
- Iain made best use of the yellow ball, putting together 25 points, closely followed by Phil with 24
- Only Gordon broke 40 (gross) in the morning with 38, Nigel had the best net score with 33 (par was 34)
- Nigel and Andy had 2 gross birdies each and Martin Curran managed two net eagles whilst amassing 11 points overall, a bit of an up and down morning there!

Afternoon Results

Overall Winner

Iain More with a fantastic 43 points, a gross score of 73 versus par of 69

Gordon Neilson had the best front nine with 21 points

Andy Wraight had the best back nine with 20 points

Gordon Neilson walked away with the longest drive for the second time and Rob Ashton lifted the nearest the pin trophy

Notable Mentions

- Iain's net score was nine under par – a fantastic 60!
- Iain also amassed 3 gross birdies and 3 net eagles
- Our first net albatross – Andy Wraight, take a bow!
- Gordon attempted to emulate Nick Faldo's last Open win with 10 gross pars but perhaps ruined his chances of an overall win with 5 net bogeys
- Andy went one step closer on net scores with 12 pars
- 3 players managed 12 scores at double bogey or worse

Interesting Facts and Figures

- Overall we scored
 - 1 net albatross
 - 1 gross eagle and 13 net
 - 15 gross birdies and 82 net
 - 107 gross pars and 146 net
 - 88 net bogeys and 66 doubles or worse
- The average points scored per hole was 1.74 for the afternoon play
- The 14th was the hardest hole in the afternoon; we averaged just 1.20 points on that one! It has an SI of 12
- The 17th was the easiest on the day, providing an amazing average of 2.53 points each – perhaps it should be a par 4! The SI is 6 as a par 5.
- In the Yellow Ball comp there was little impact from average handicap – just the way it should be. The blind pairs ran similarly.
- In the afternoon, there was once again a slight bias for the lower handicap players scoring more points – we'll keep shifting those handicaps to try and level this out.

Morning

	Gross	Net	Gross Stableford	Net Stableford
Phil Reeve	42	34	11	19
Mike Conroy	43	38	11	15
Liam Richards	57	46	3	9
Rob Ashton	58	43	2	12
Iain More	40	34	13	19
Gordon Neilson	38	35	15	18
Andy Wraith	41	38	12	15
Dave Roberts	48	37	5	16
Paul Wilson	43	39	10	14
Peter Blackman	52	38	8	16
Nigel Attwood	41	33	12	20
Pete McIntyre	57	47	4	10
Martin Curran	56	46	6	11
Mike Cave	49	35	7	18
-	-	-	-	-
-	-	-	-	-
-	-	-	-	-
-	-	-	-	-
-	-	-	-	-
-	-	-	-	-
-	-	-	-	-
-	-	-	-	-
-	-	-	-	-
-	-	-	-	-
-	-	-	-	-
-	-	-	-	-
-	-	-	-	-
-	-	-	-	-
-	-	-	-	-
-	-	-	-	-
-	-	-	-	-
-	-	-	-	-
-	-	-	-	-
-	-	-	-	-
-	-	-	-	-
-	-	-	-	-
-	-	-	-	-
-	-	-	-	-
-	-	-	-	-
-	-	-	-	-

	Total #	Highest Individual	Joint Winners?
Gross	-	-	-
Eagles	0	0	Phil Reeve 32
Birdies	7	2	Andy Wraith 2
Pars	26	6	Gordon Neilson 1
Bogeys	46	8	Paul Wilson 1
Worse	47	8	Rob Ashton 1
Net	-	-	-
Eagles	7	2	Martin Curran 1
Birdies	23	4	Phil Reeve 1
Pars	39	6	Iain More 1
Bogeys	37	5	Andy Wraith 2
Worse	20	5	Martin Curran 1

Afternoon

	Afternoon			
	Gross	Net	Gross Stableford	Net Stableford
Phil Reeve	86	69	21	34
Mike Conroy	82	72	25	33
Liam Richards	103	80	11	23
Rob Ashton	96	66	12	36
Iain More	73	60	32	43
Gordon Neilson	77	70	29	34
Andy Wraight	73	66	32	38
Dave Roberts	94	72	15	30
Paul Wilson	78	69	27	35
Peter Blackman	109	81	7	24
Nigel Attwood	86	69	21	34
Pete McIntyre	94	73	16	31
Martin Curran	106	82	7	20
Mike Cave	94	66	16	38
Morris Goulding	113	89	8	18
-	-	-	-	-
-	-	-	-	-
-	-	-	-	-
-	-	-	-	-
-	-	-	-	-
-	-	-	-	-
-	-	-	-	-
-	-	-	-	-
-	-	-	-	-
-	-	-	-	-
-	-	-	-	-
-	-	-	-	-
-	-	-	-	-
-	-	-	-	-
-	-	-	-	-
-	-	-	-	-
-	-	-	-	-
-	-	-	-	-
-	-	-	-	-
-	-	-	-	-
-	-	-	-	-
-	-	-	-	-
-	-	-	-	-
-	-	-	-	-
-	-	-	-	-
-	-	-	-	-
-	-	-	-	-
-	-	-	-	-
-	-	-	-	-
-	-	-	-	-
-	-	-	-	-

	Total #	Highest Individual	Joint Winners?
Gross	-	-	-
Eagles	1	1	Andy Wraight
Birdies	8	3	Iain More
Pars	81	10	Gordon Neilson
Bogeys	89	8	Rob Ashton
Worse	91	12	Peter Blackman
Net	-	-	-
Eagles	6	3	Iain More
Birdies	59	8	Mike Cave
Pars	107	12	Andy Wraight
Bogeys	51	5	Gordon Neilson
Worse	46	8	Morris Goulding

Day

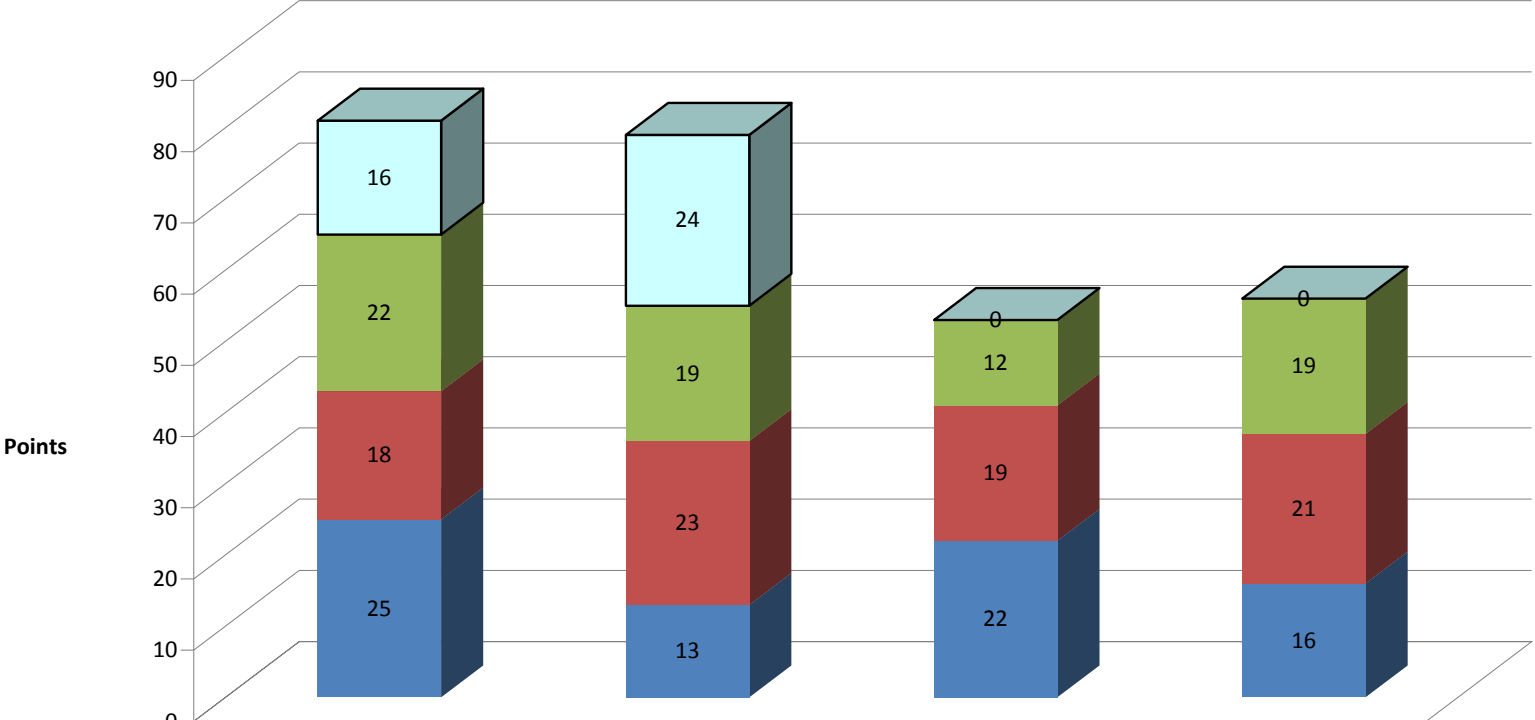
Morning	Total #	Highest Individual	Joint Winners?
Gross	-	-	-
Eagles	0	0	Phil Reeve 32
Birdies	7	2	Andy Wraight 2
Pars	26	6	Gordon Neilson 1
Bogeys	46	8	Paul Wilson 1
Worse	47	8	Rob Ashton 1
Net	-	-	-
Eagles	7	2	Martin Curran 1
Birdies	23	4	Phil Reeve 1
Pars	39	6	Iain More 1
Bogeys	37	5	Andy Wraight 2
Worse	20	5	Martin Curran 1

Afternoon	Total #	Highest Individual	Joint Winners?
Gross	-	-	-
Eagles	1	1	Andy Wraight 1
Birdies	8	3	Iain More 1
Pars	81	10	Gordon Neilson 1
Bogeys	89	8	Rob Ashton 2
Worse	91	12	Peter Blackman 3
Net	-	-	-
Eagles	6	3	Iain More 1
Birdies	59	8	Mike Cave 1
Pars	107	12	Andy Wraight 1
Bogeys	51	5	Gordon Neilson 3
Worse	46	8	Morris Goulding 1

Full Day	Total #	Highest Individual	Joint Winners?
Gross	-	-	-
Eagles	1	1	Andy Wraight 1
Birdies	15	3	Iain More 2
Pars	107	16	Gordon Neilson 1
Bogeys	135	13	Andy Wraight 2
Worse	138	18	Martin Curran 1
Net	-	-	-
Eagles	13	3	Iain More 1
Birdies	82	10	Mike Cave 1
Pars	146	15	Iain More 1
Bogeys	88	10	Paul Wilson 1
Worse	66	12	Martin Curran 1

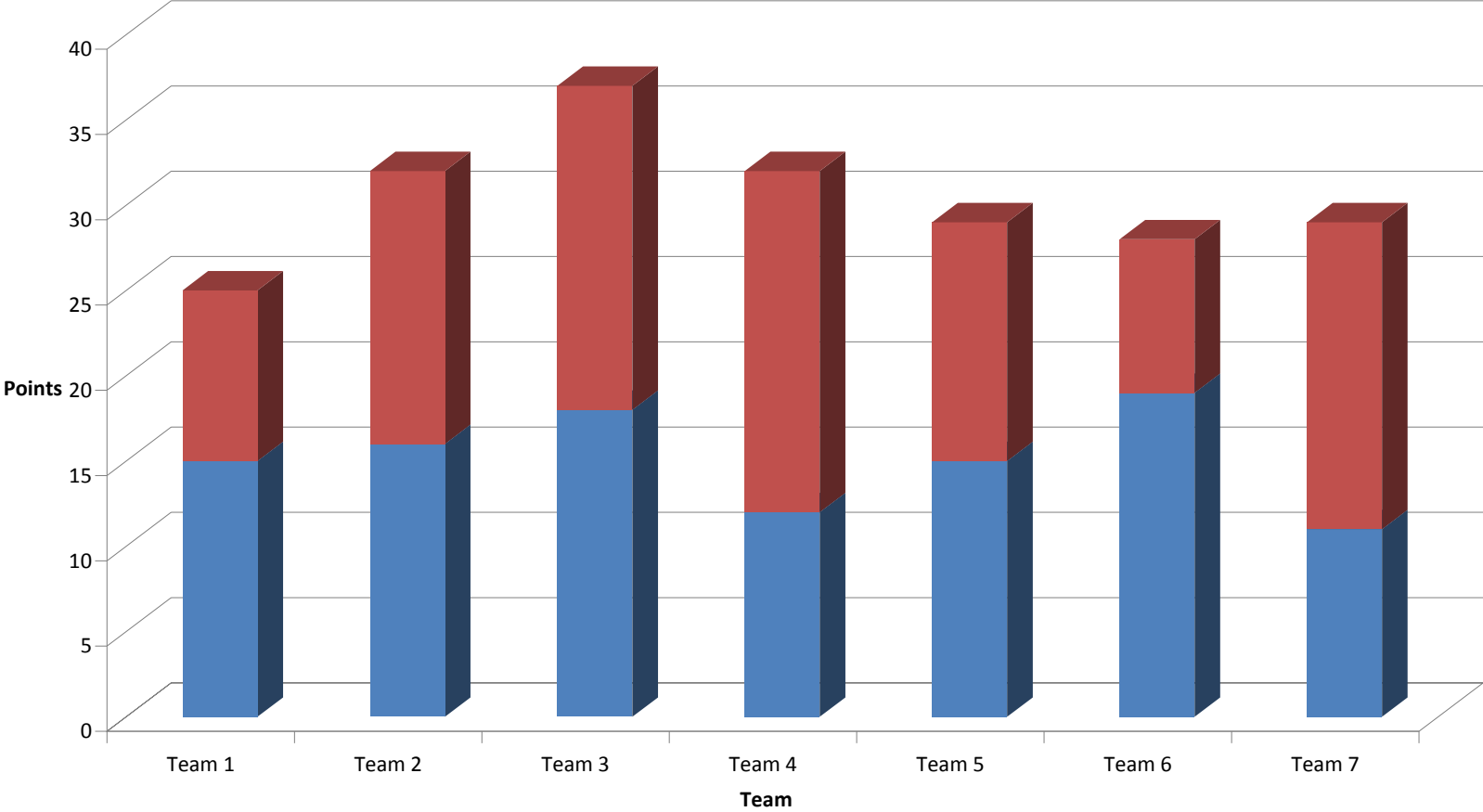
History	Spring 2009	Autumn 2009	Spring 2010	Autumn 2010	Spring 2011
Morning					<h1>Could it be you?</h1>
Yellow Ball	Nigel Attwood Duncan Clark Iain More Dave Roberts	Chris Locke Iain More Dave Roberts Pete McIntyre	Iain More Dave Roberts Pete McIntyre	Iain More Mike Conroy Nigel Attwood Rob Ashton	
Blind Pairs	Andy Wraight Mike Conroy	Gordon Neilson Pete McIntyre	Gordon Neilson Iain More	Gordon Neilson Phil Reeve	
Afternoon					
AGD Trophy	Mike Capaldi	Gordon Neilson	Mike Conroy	Iain More	
Front Nine	-	-	-	Gordon Neilson	
Back Nine	-	-	-	Andy Wraight	
Longest Drive	Paul Wilson	Mike Conroy	Gordon Neilson	Gordon Neilson	
Nearest the Pin	Nigel Attwood	Gordon Neilson	Iain More	Rob Ashton	
Wooden Spoon	Can't remember, but Pete McIntyre was no doubt involved somewhere along the lines	Pete McIntyre Chris Locke	Pete McIntyre	Peter Blackman	

Yellow Ball Competition



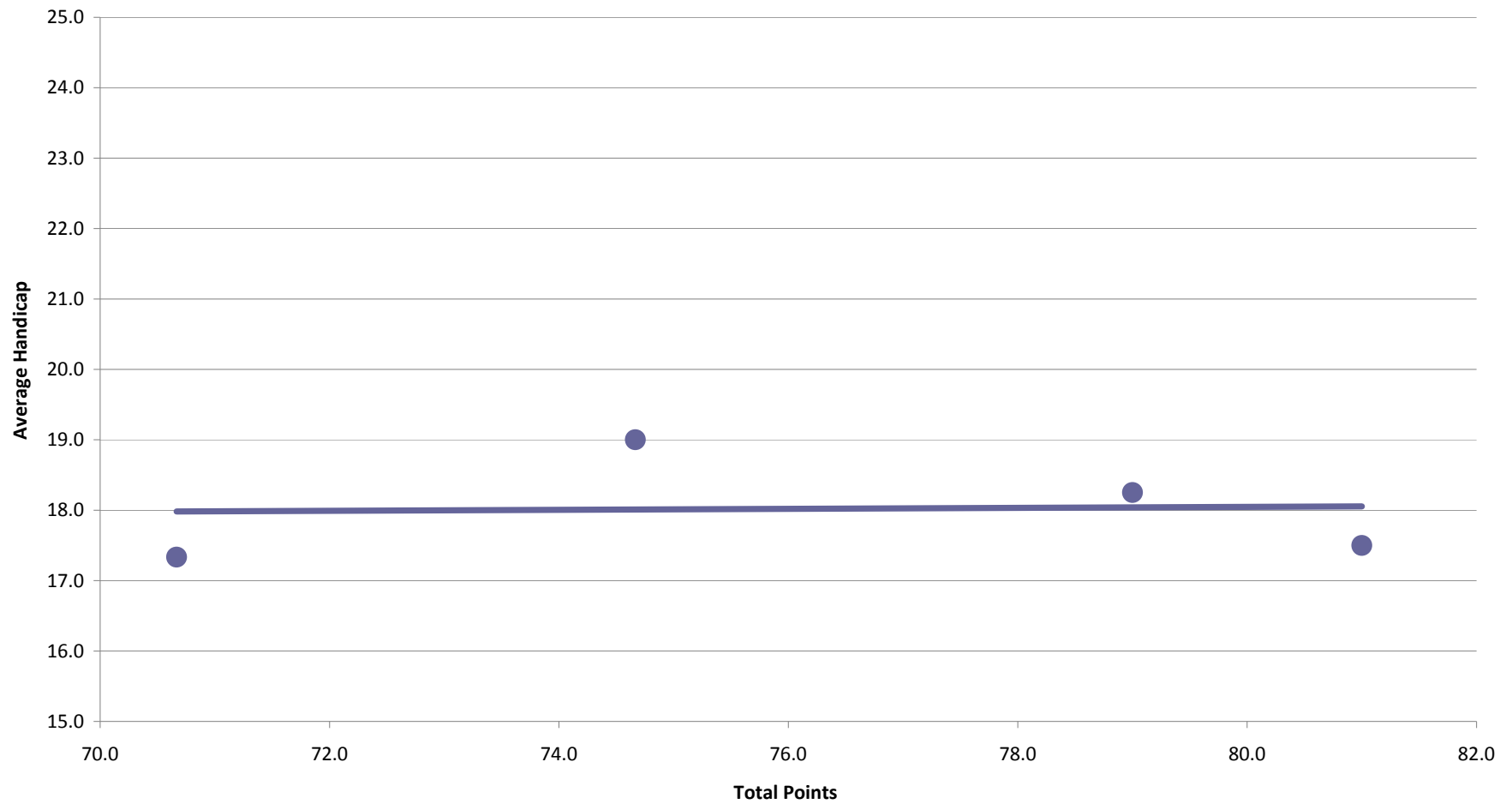
	Team 1	Team 2	Team 3	Team 4
Player 4	16	24	0	0
Player 3	22	19	12	19
Player 2	18	23	19	21
Player 1	25	13	22	16

Blind Pairs Competition

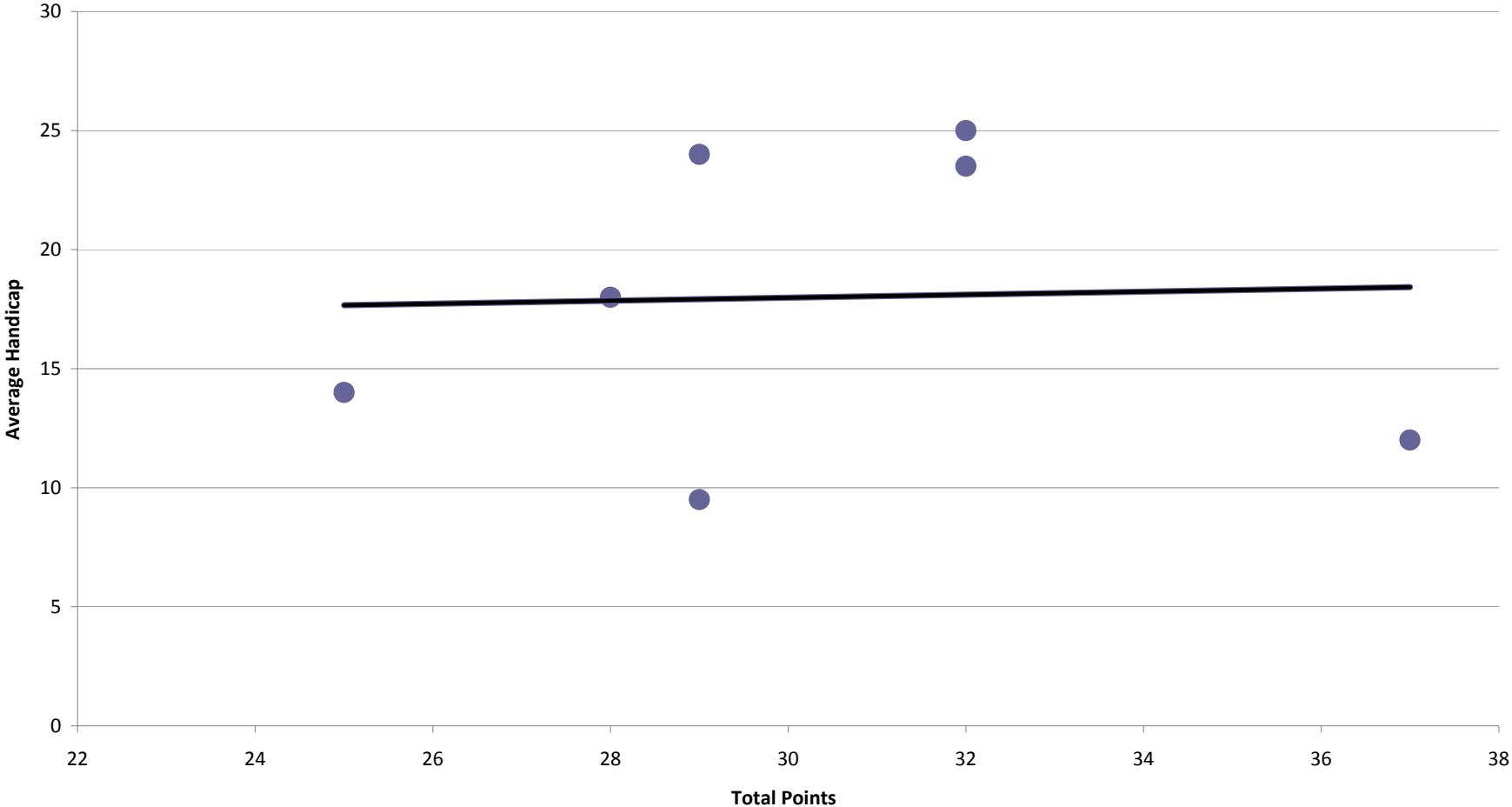


■ Player 1 ■ Player 2

Yellow Ball vs. Average Handicap



Blind Pairs vs. Average Handicap



Afternoon Gross and Net Scores



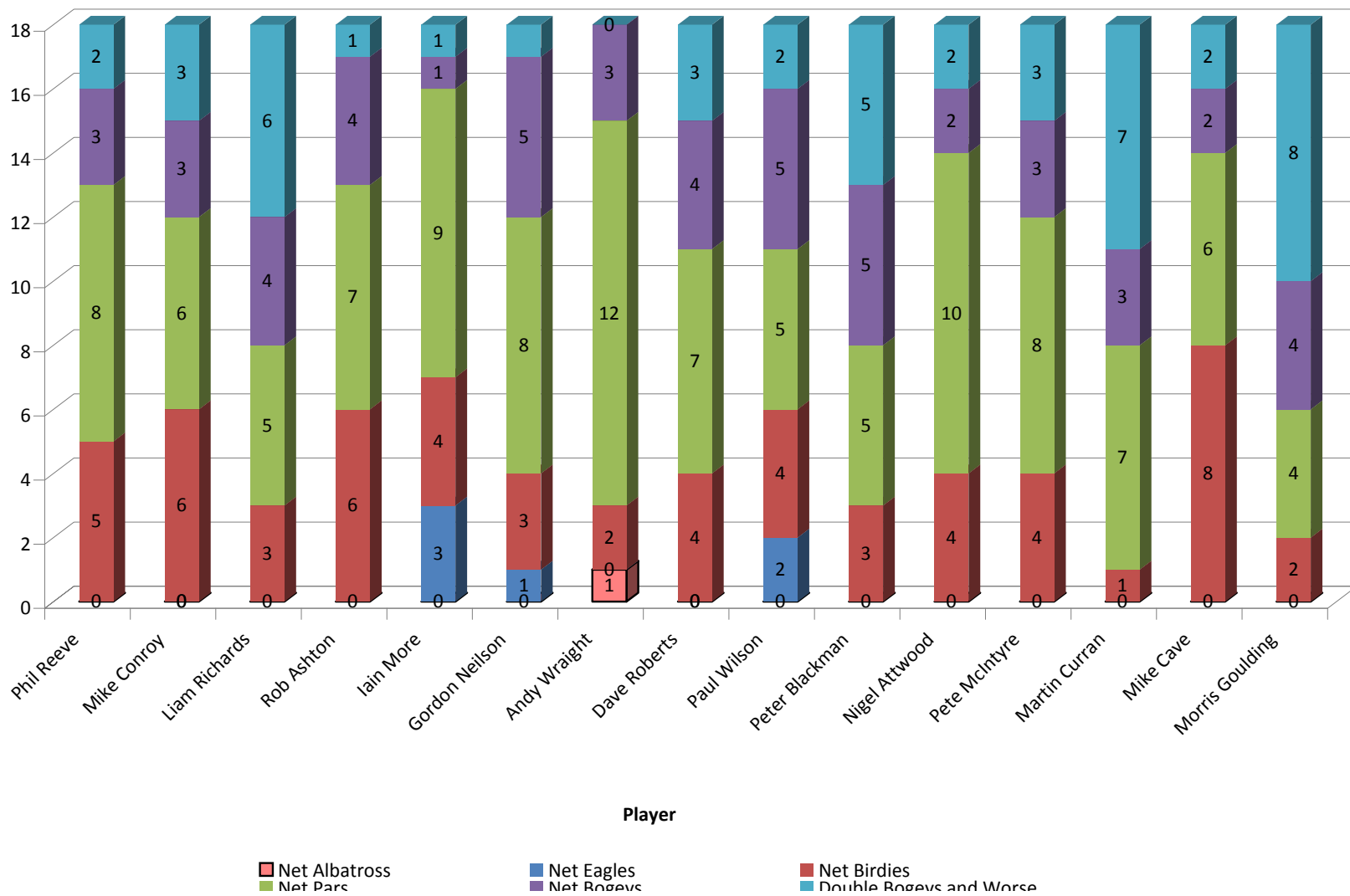
— Net Score
— Gross Score

Afternoon Gross and Net Stableford

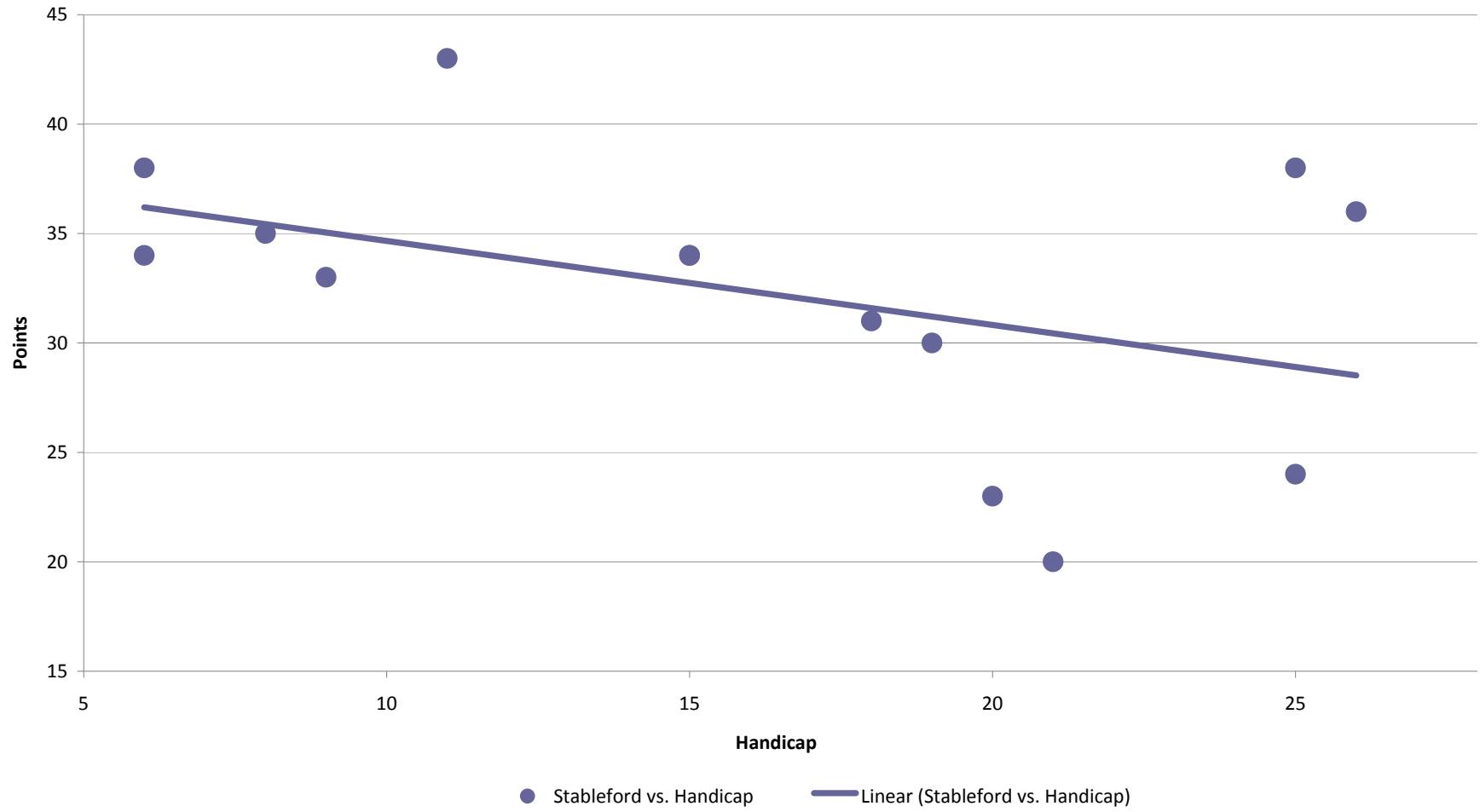


Net Points Gross Points

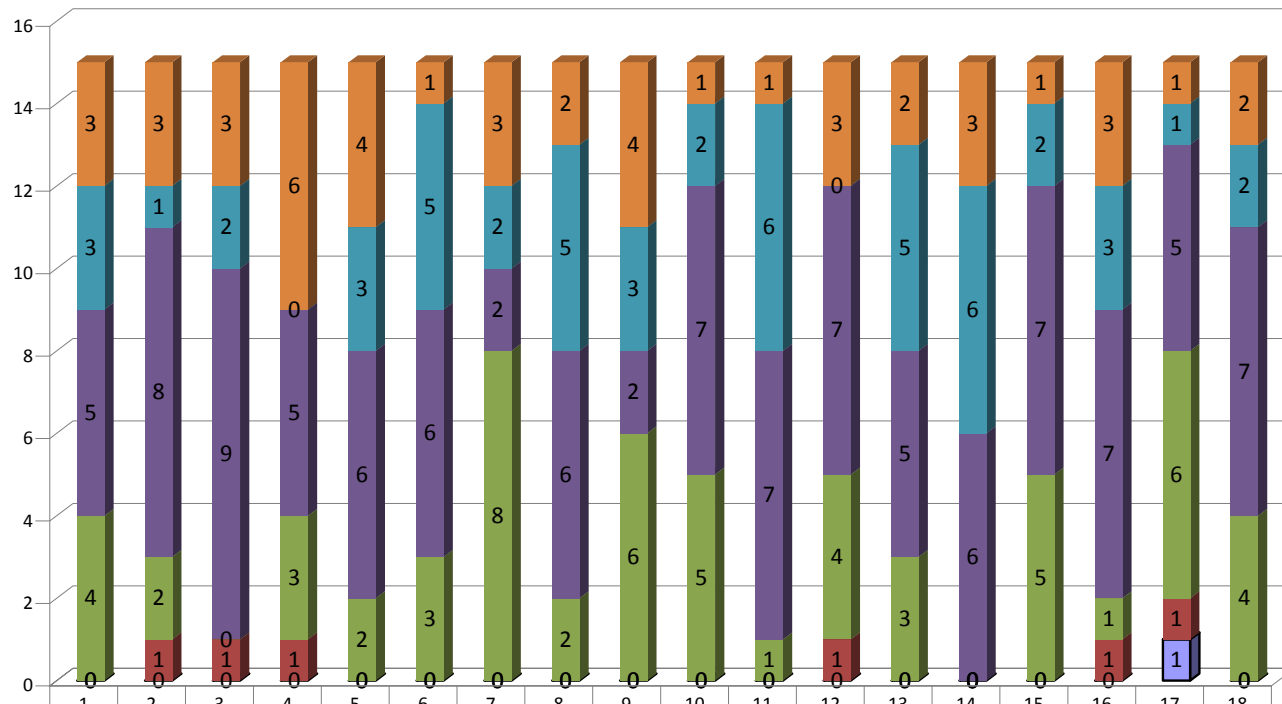
Eagles, Birdies, Pars, Bogeys, Double Bogeys and Worse



Afternoon Stableford vs. Handicap



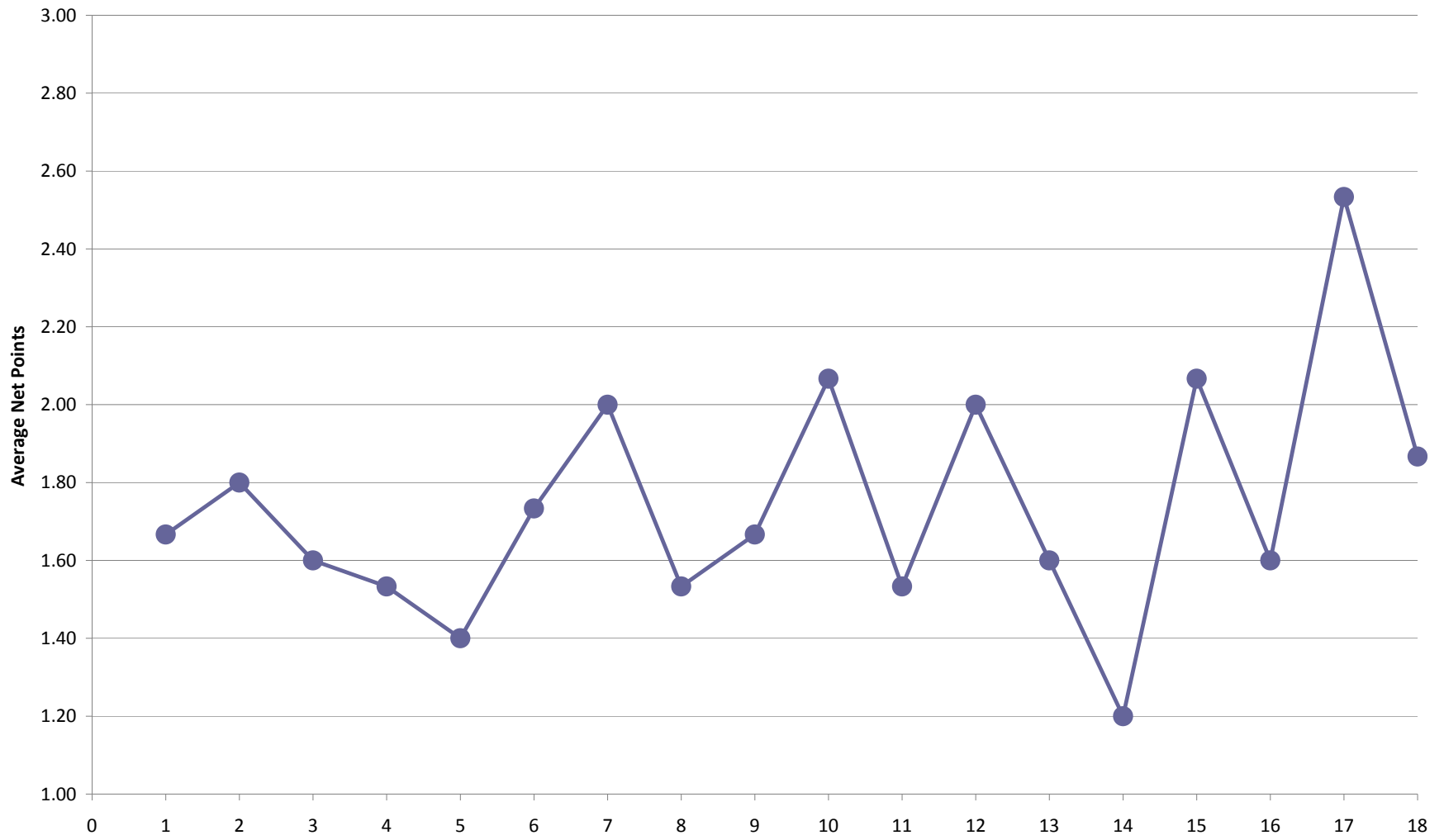
Afternoon - Hole Difficulty



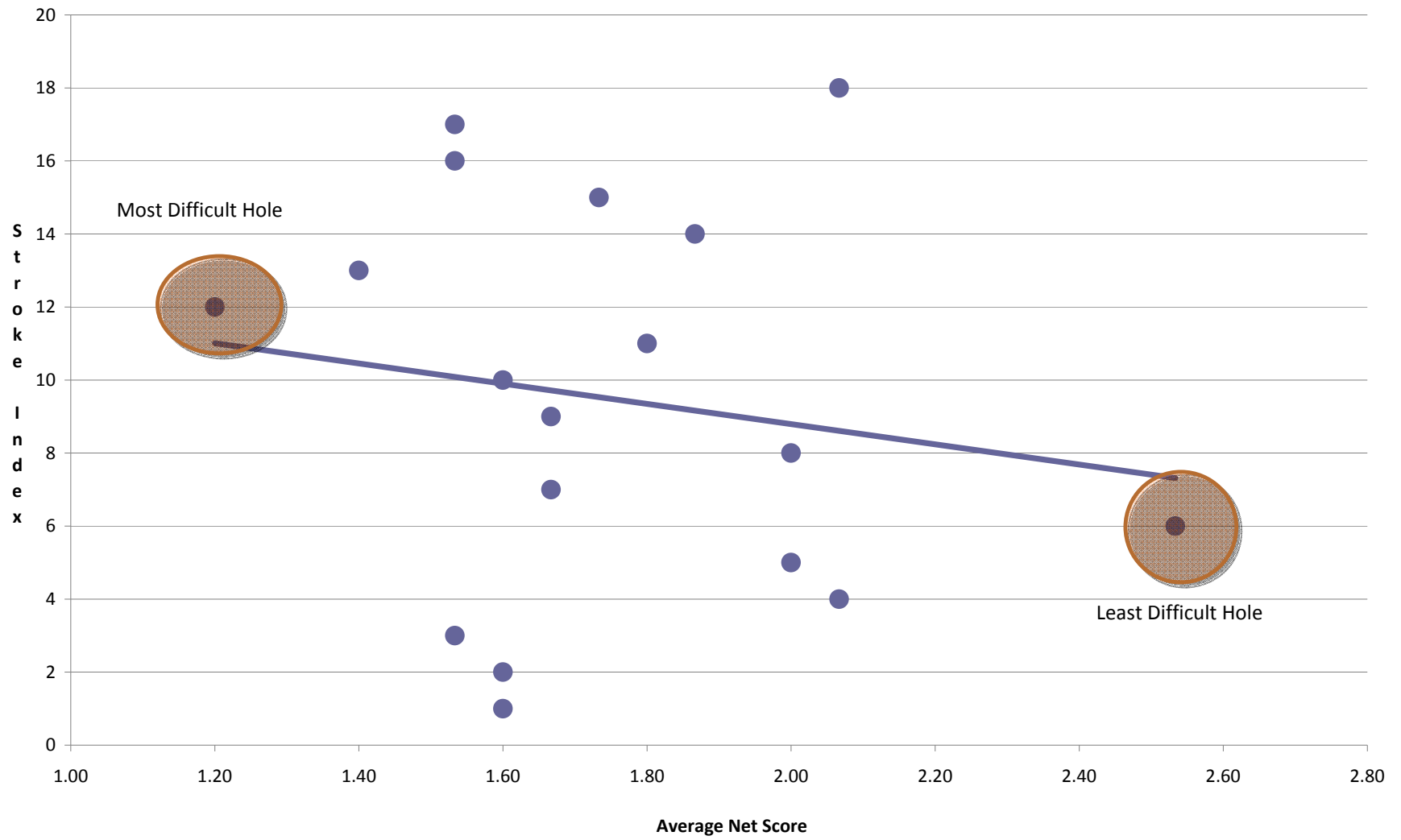
	1	2	3	4	5	6	7	8	9	10	11	12	13	14	15	16	17	18
Net Double Bogeys and Worse	3	3	3	6	4	1	3	2	4	1	1	3	2	3	1	3	1	2
Net Bogeys	3	1	2	0	3	5	2	5	3	2	6	0	5	6	2	3	1	2
Net Pars	5	8	9	5	6	6	2	6	2	7	7	7	5	6	7	7	5	7
Net Birdies	4	2	0	3	2	3	8	2	6	5	1	4	3	0	5	1	6	4
Net Eagles	0	1	1	1	0	0	0	0	0	0	0	1	0	0	0	1	1	0
Net Albatross	0	0	0	0	0	0	0	0	0	0	0	0	0	0	0	0	1	0

Hole

Afternoon - Hole Difficulty



Afternoon - Hole Difficulty



Person	2009 Spring	2009 Autumn		2010 Spring		2010 Autumn			2011 Spring			
	Before	Before	After	Before	After	Before	After	After	Before	After	After	After
	All	All	All	All	All	All	AM	PM	AM	PM	AM	PM
Phil Reeve	17	16	16	15	17	17	15	17	15	17		
Mike Conroy	15	15	13	13	10	10	10	10	10	10		
Liam Richards	-	-	-	20	23	23	26	24	26	24		
Rob Ashton	28	28	30	-	-	30	30	29	30	29		
Iain More	13	13	13	13	13	13	12	10	12	10		
Gordon Neilson	10	10	7	7	7	7	7	7	7	7		
Andy Wright	9	9	9	9	7	7	7	5	7	5		
Dave Roberts	22	22	22	22	22	22	22	22	22	22		
Paul Wilson	10	10	10	10	9	9	9	9	9	9		
Peter Blackman	28	28	28	28	28	28	28	28	28	28		
Nigel Attwood	18	18	17	17	17	17	14	17	14	17		
Pete McIntyre	18	18	21	21	21	21	23	21	23	21		
Peter Hobin	-	-	-	23	24	24	24	24	24	24		
Chris Locke	22	22	22	-	-	22	22	22	22	22		
Morris Goulding	-	25	25	-	-	-	24	27	24	27		
Dave Canderton	-	15	15	-	-	-	-	-	15	15		
Duncan Clark	18	18	18	-	-	-	-	-	18	18		
Jerry Spencer	-	19	19	-	-	-	-	-	19	19		
Mark Andrews	-	22	25	-	-	-	-	-	25	25		
Martin Curran	-	-	-	-	-	24	25	26	25	26		
Mike Cave	-	-	-	-	-	28	20	20	20	20		
Mike Capaldi	13	-	-	-	-	-	-	-	13	13		
Steve Arrowsmith	18	-	-	-	-	-	-	-	18	18		
Keith Strickland	28	-	-	-	-	-	-	-	28	28		

Player	Phil Reeve			
Handicap	Morning	17	Afternoon	17
			7/8ths	15

Morning							
Hole	SI	Par	Gross Score	Net Score	Gross Points	Net Points	Yellow Ball
10	18	4	6	6	0	0	0
11	16	4	4	3	2	3	3
12	8	4	4	3	2	3	3
13	2	4	5	4	1	2	4
14	12	3	4	3	1	2	2
15	4	4	5	4	1	2	2
16	10	4	6	5	0	1	1
17	6	5	5	4	2	3	6
18	14	3	3	2	2	3	3
		35	42	34	11	19	24

Afternoon						
Hole	SI	Par	Gross Score	Net Score	Gross Points	Net Points
1	9	4	4	3	2	3
2	11	3	3	2	2	3
3	1	4	5	4	1	2
4	3	4	5	4	1	2
5	13	4	6	5	0	1
6	15	3	3	2	2	3
7	5	4	6	5	0	1
8	17	3	4	4	1	1
9	7	5	8	7	0	0
10	18	4	4	4	2	2
11	16	4	4	4	2	2
12	8	4	7	6	0	0
13	2	4	4	3	2	3
14	12	3	4	3	1	2
15	4	4	4	3	2	3
16	10	4	5	4	1	2
17	6	5	6	5	1	2
18	14	3	4	3	1	2
		69	86	71	21	34

Player	Mike Conroy			
Handicap	Morning	10	Afternoon	10
			7/8ths	9

Morning							
Hole	SI	Par	Gross Score	Net Score	Gross Points	Net Points	Yellow Ball
10	18	4	4	4	2	2	2
11	16	4	5	5	1	1	2
12	8	4	5	4	1	2	2
13	2	4	7	6	0	0	0
14	12	3	3	3	2	2	2
15	4	4	5	4	1	2	4
16	10	4	4	3	2	3	3
17	6	5	6	5	1	2	2
18	14	3	4	4	1	1	1
		35	43	38	11	15	18

Afternoon						
Hole	SI	Par	Gross Score	Net Score	Gross Points	Net Points
1	9	4	4	3	2	3
2	11	3	3	3	2	2
3	1	4	6	5	0	1
4	3	4	4	3	2	3
5	13	4	7	7	0	0
6	15	3	4	4	1	1
7	5	4	4	3	2	3
8	17	3	5	5	0	0
9	7	5	5	4	2	3
10	18	4	3	3	3	3
11	16	4	5	5	1	1
12	8	4	5	4	1	2
13	2	4	5	4	1	2
14	12	3	3	3	2	2
15	4	4	7	6	0	0
16	10	4	4	4	2	2
17	6	5	5	4	2	3
18	14	3	3	3	2	2
		69	82	73	25	33

Player	Liam Richards			
Handicap	Morning	23	Afternoon	23
			7/8ths	20

Morning							
Hole	SI	Par	Gross Score	Net Score	Gross Points	Net Points	Yellow Ball
10	18	4	8	7	0	0	0
11	16	4	6	5	0	1	1
12	8	4	5	4	1	2	4
13	2	4	5	3	1	3	3
14	12	3	6	5	0	0	0
15	4	4	8	6	0	0	0
16	10	4	5	4	1	2	2
17	6	5	9	8	0	0	0
18	14	3	5	4	0	1	2
		35	57	46	3	9	12

Afternoon						
Hole	SI	Par	Gross Score	Net Score	Gross Points	Net Points
1	9	4	6	5	0	1
2	11	3	6	5	0	0
3	1	4	8	6	0	0
4	3	4	8	7	0	0
5	13	4	5	4	1	2
6	15	3	4	3	1	2
7	5	4	4	3	2	3
8	17	3	3	2	2	3
9	7	5	7	6	0	1
10	18	4	4	3	2	3
11	16	4	7	6	0	0
12	8	4	5	4	1	2
13	2	4	7	5	0	1
14	12	3	4	3	1	2
15	4	4	6	5	0	1
16	10	4	7	6	0	0
17	6	5	6	5	1	2
18	14	3	6	5	0	0
		69	103	83	11	23

Player	Rob Ashton			
Handicap	Morning	30	Afternoon	30
			7/8ths	26

Morning							
Hole	SI	Par	Gross Score	Net Score	Gross Points	Net Points	Yellow Ball
10	18	4	7	6	0	0	0
11	16	4	6	5	0	1	1
12	8	4	9	7	0	0	0
13	2	4	6	4	0	2	4
14	12	3	6	4	0	1	1
15	4	4	6	4	0	2	2
16	10	4	4	2	2	4	4
17	6	5	7	5	0	2	4
18	14	3	7	6	0	0	0
		35	58	43	2	12	16

Afternoon						
Hole	SI	Par	Gross Score	Net Score	Gross Points	Net Points
1	9	4	6	5	0	1
2	11	3	7	6	0	0
3	1	4	6	4	0	2
4	3	4	5	3	1	3
5	13	4	6	5	0	1
6	15	3	4	3	1	2
7	5	4	5	3	1	3
8	17	3	4	3	1	2
9	7	5	6	4	1	3
10	18	4	4	3	2	3
11	16	4	5	4	1	2
12	8	4	5	3	1	3
13	2	4	7	5	0	1
14	12	3	5	4	0	1
15	4	4	6	4	0	2
16	10	4	5	4	1	2
17	6	5	7	5	0	2
18	14	3	3	2	2	3
		69	96	70	12	36

Player	Iain More			
Handicap	Morning	13	Afternoon	13
			7/8ths	11

Morning							
Hole	SI	Par	Gross Score	Net Score	Gross Points	Net Points	Yellow Ball
10	18	4	4	4	2	2	4
11	16	4	4	4	2	2	2
12	8	4	4	3	2	3	3
13	2	4	5	4	1	2	2
14	12	3	3	2	2	3	6
15	4	4	5	4	1	2	2
16	10	4	5	4	1	2	2
17	6	5	6	5	1	2	2
18	14	3	4	4	1	1	2
		35	40	34	13	19	25

Afternoon						
Hole	SI	Par	Gross Score	Net Score	Gross Points	Net Points
1	9	4	4	3	2	3
2	11	3	2	1	3	4
3	1	4	5	4	1	2
4	3	4	5	4	1	2
5	13	4	4	4	2	2
6	15	3	3	3	2	2
7	5	4	5	4	1	2
8	17	3	3	3	2	2
9	7	5	5	4	2	3
10	18	4	4	4	2	2
11	16	4	5	5	1	1
12	8	4	3	2	3	4
13	2	4	4	3	2	3
14	12	3	5	5	0	0
15	4	4	5	4	1	2
16	10	4	3	2	3	4
17	6	5	5	4	2	3
18	14	3	3	3	2	2
		69	73	62	32	43

Player	Gordon Neilson			
Handicap	Morning	7	Afternoon	7
			7/8ths	6

Morning							
Hole	SI	Par	Gross Score	Net Score	Gross Points	Net Points	Yellow Ball
10	18	4	5	5	1	1	1
11	16	4	4	4	2	2	4
12	8	4	4	4	2	2	2
13	2	4	4	3	2	3	3
14	12	3	3	3	2	2	2
15	4	4	4	3	2	3	6
16	10	4	5	5	1	1	1
17	6	5	5	4	2	3	3
18	14	3	4	4	1	1	1
		35	38	35	15	18	23

Afternoon						
Hole	SI	Par	Gross Score	Net Score	Gross Points	Net Points
1	9	4	4	4	2	2
2	11	3	3	3	2	2
3	1	4	5	4	1	2
4	3	4	3	2	3	4
5	13	4	4	4	2	2
6	15	3	3	3	2	2
7	5	4	4	3	2	3
8	17	3	3	3	2	2
9	7	5	5	5	2	2
10	18	4	5	5	1	1
11	16	4	5	5	1	1
12	8	4	4	4	2	2
13	2	4	7	6	0	0
14	12	3	4	4	1	1
15	4	4	4	3	2	3
16	10	4	5	5	1	1
17	6	5	5	4	2	3
18	14	3	4	4	1	1
		69	77	71	29	34

Player	Andy Wraight			
Handicap	Morning	7	Afternoon	7
			7/8ths	6

Morning							
Hole	SI	Par	Gross Score	Net Score	Gross Points	Net Points	Yellow Ball
10	18	4	3	3	3	3	3
11	16	4	5	5	1	1	2
12	8	4	5	5	1	1	1
13	2	4	5	4	1	2	2
14	12	3	4	4	1	1	2
15	4	4	6	5	0	1	1
16	10	4	3	3	3	3	3
17	6	5	6	5	1	2	4
18	14	3	4	4	1	1	1
		35	41	38	12	15	19

Afternoon						
Hole	SI	Par	Gross Score	Net Score	Gross Points	Net Points
1	9	4	4	4	2	2
2	11	3	3	3	2	2
3	1	4	5	4	1	2
4	3	4	5	4	1	2
5	13	4	5	5	1	1
6	15	3	4	4	1	1
7	5	4	4	3	2	3
8	17	3	3	3	2	2
9	7	5	4	4	3	3
10	18	4	4	4	2	2
11	16	4	4	4	2	2
12	8	4	4	4	2	2
13	2	4	5	4	1	2
14	12	3	4	4	1	1
15	4	4	5	4	1	2
16	10	4	4	4	2	2
17	6	5	3	2	4	5
18	14	3	3	3	2	2
		69	73	67	32	38

Player	Dave Roberts			
Handicap	Morning	22	Afternoon	22
			7/8ths	19

Morning							
Hole	SI	Par	Gross Score	Net Score	Gross Points	Net Points	Yellow Ball
10	18	4	4	3	2	3	6
11	16	4	5	4	1	2	2
12	8	4	6	5	0	1	1
13	2	4	6	4	0	2	4
14	12	3	5	4	0	1	1
15	4	4	5	3	1	3	3
16	10	4	6	5	0	1	2
17	6	5	7	6	0	1	1
18	14	3	4	3	1	2	2
		35	48	37	5	16	22

Afternoon						
Hole	SI	Par	Gross Score	Net Score	Gross Points	Net Points
1	9	4	4	3	2	3
2	11	3	4	3	1	2
3	1	4	7	5	0	1
4	3	4	7	6	0	0
5	13	4	7	6	0	0
6	15	3	3	2	2	3
7	5	4	4	3	2	3
8	17	3	4	3	1	2
9	7	5	7	6	0	1
10	18	4	5	4	1	2
11	16	4	6	5	0	1
12	8	4	7	6	0	0
13	2	4	4	3	2	3
14	12	3	5	4	0	1
15	4	4	5	4	1	2
16	10	4	5	4	1	2
17	6	5	6	5	1	2
18	14	3	4	3	1	2
		69	94	75	15	30

Player	Paul Wilson			
Handicap	Morning	9	Afternoon	9
			7/8ths	8

Morning							
Hole	SI	Par	Gross Score	Net Score	Gross Points	Net Points	Yellow Ball
10	18	4	5	5	1	1	1
11	16	4	5	5	1	1	1
12	8	4	5	4	1	2	4
13	2	4	4	3	2	3	3
14	12	3	4	4	1	1	1
15	4	4	5	4	1	2	4
16	10	4	5	5	1	1	1
17	6	5	6	5	1	2	2
18	14	3	4	4	1	1	2
		35	43	39	10	14	19

Afternoon						
Hole	SI	Par	Gross Score	Net Score	Gross Points	Net Points
1	9	4	6	6	0	0
2	11	3	3	3	2	2
3	1	4	3	2	3	4
4	3	4	5	4	1	2
5	13	4	4	4	2	2
6	15	3	3	3	2	2
7	5	4	4	3	2	3
8	17	3	4	4	1	1
9	7	5	5	4	2	3
10	18	4	5	5	1	1
11	16	4	5	5	1	1
12	8	4	4	3	2	3
13	2	4	6	5	0	1
14	12	3	3	3	2	2
15	4	4	4	3	2	3
16	10	4	5	5	1	1
17	6	5	4	3	3	4
18	14	3	5	5	0	0
		69	78	70	27	35

Player	Peter Blackman			
Handicap	Morning	28	Afternoon	28
			7/8ths	25

Morning							
Hole	SI	Par	Gross Score	Net Score	Gross Points	Net Points	Yellow Ball
10	18	4	4	3	2	3	3
11	16	4	5	4	1	2	2
12	8	4	9	7	0	0	0
13	2	4	7	5	0	1	1
14	12	3	4	3	1	2	2
15	4	4	8	6	0	0	0
16	10	4	5	3	1	3	6
17	6	5	8	6	0	1	1
18	14	3	2	1	3	4	4
		35	52	38	8	16	19

Afternoon						
Hole	SI	Par	Gross Score	Net Score	Gross Points	Net Points
1	9	4	8	7	0	0
2	11	3	5	4	0	1
3	1	4	9	7	0	0
4	3	4	6	4	0	2
5	13	4	5	4	1	2
6	15	3	5	4	0	1
7	5	4	9	7	0	0
8	17	3	5	4	0	1
9	7	5	7	5	0	2
10	18	4	5	4	1	2
11	16	4	6	5	0	1
12	8	4	7	6	0	0
13	2	4	7	5	0	1
14	12	3	6	5	0	0
15	4	4	5	3	1	3
16	10	4	5	4	1	2
17	6	5	6	4	1	3
18	14	3	3	2	2	3
		69	109	84	7	24

Player	Nigel Attwood			
Handicap	Morning	17	Afternoon	17
			7/8ths	15

Morning							
Hole	SI	Par	Gross Score	Net Score	Gross Points	Net Points	Yellow Ball
10	18	4	3	3	3	3	3
11	16	4	4	3	2	3	3
12	8	4	6	5	0	1	2
13	2	4	4	3	2	3	3
14	12	3	4	3	1	2	2
15	4	4	5	4	1	2	2
16	10	4	6	5	0	1	2
17	6	5	4	3	3	4	4
18	14	3	5	4	0	1	1
		35	41	33	12	20	22

Afternoon						
Hole	SI	Par	Gross Score	Net Score	Gross Points	Net Points
1	9	4	5	4	1	2
2	11	3	4	3	1	2
3	1	4	5	4	1	2
4	3	4	7	6	0	0
5	13	4	5	4	1	2
6	15	3	4	3	1	2
7	5	4	4	3	2	3
8	17	3	3	3	2	2
9	7	5	8	7	0	0
10	18	4	4	4	2	2
11	16	4	4	4	2	2
12	8	4	5	4	1	2
13	2	4	6	5	0	1
14	12	3	5	4	0	1
15	4	4	5	4	1	2
16	10	4	4	3	2	3
17	6	5	5	4	2	3
18	14	3	3	2	2	3
		69	86	71	21	34

Player	Pete McIntyre			
Handicap	Morning	21	Afternoon	21
			7/8ths	18

Morning							
Hole	SI	Par	Gross Score	Net Score	Gross Points	Net Points	Yellow Ball
10	18	4	9	8	0	0	0
11	16	4	6	5	0	1	1
12	8	4	8	7	0	0	0
13	2	4	9	7	0	0	0
14	12	3	5	4	0	1	2
15	4	4	6	5	0	1	1
16	10	4	6	5	0	1	1
17	6	5	4	3	3	4	4
18	14	3	4	3	1	2	4
		35	57	47	4	10	13

Afternoon						
Hole	SI	Par	Gross Score	Net Score	Gross Points	Net Points
1	9	4	5	4	1	2
2	11	3	3	2	2	3
3	1	4	5	4	1	2
4	3	4	7	6	0	0
5	13	4	4	3	2	3
6	15	3	5	4	0	1
7	5	4	9	8	0	0
8	17	3	5	4	0	1
9	7	5	5	4	2	3
10	18	4	5	4	1	2
11	16	4	5	4	1	2
12	8	4	4	3	2	3
13	2	4	5	4	1	2
14	12	3	4	3	1	2
15	4	4	5	4	1	2
16	10	4	7	6	0	0
17	6	5	7	6	0	1
18	14	3	4	3	1	2
		69	94	76	16	31

Player	Martin Curran			
Handicap	Morning	20	Afternoon	24
			7/8ths	21

Morning							
Hole	SI	Par	Gross Score	Net Score	Gross Points	Net Points	Yellow Ball
10	18	4	6	5	0	1	2
11	16	4	7	6	0	0	0
12	8	4	9	8	0	0	0
13	2	4	4	2	2	4	8
14	12	3	6	5	0	0	0
15	4	4	7	6	0	0	0
16	10	4	9	8	0	0	0
17	6	5	4	3	3	4	4
18	14	3	4	3	1	2	2
		35	56	46	6	11	16

Afternoon						
Hole	SI	Par	Gross Score	Net Score	Gross Points	Net Points
1	9	4	6	5	0	1
2	11	3	6	5	0	0
3	1	4	6	4	0	2
4	3	4	8	6	0	0
5	13	4	7	6	0	0
6	15	3	6	5	0	0
7	5	4	7	6	0	0
8	17	3	6	5	0	0
9	7	5	7	6	0	1
10	18	4	4	3	2	3
11	16	4	5	4	1	2
12	8	4	5	4	1	2
13	2	4	6	4	0	2
14	12	3	4	3	1	2
15	4	4	6	5	0	1
16	10	4	5	4	1	2
17	6	5	8	7	0	0
18	14	3	4	3	1	2
		69	106	85	7	20

Player	Mike Cave			
Handicap	Morning	28	Afternoon	28
			7/8ths	25

Morning							
Hole	SI	Par	Gross Score	Net Score	Gross Points	Net Points	Yellow Ball
10	18	4	4	3	2	3	3
11	16	4	5	4	1	2	4
12	8	4	5	3	1	3	3
13	2	4	7	5	0	1	1
14	12	3	5	4	0	1	2
15	4	4	6	4	0	2	2
16	10	4	4	2	2	4	4
17	6	5	9	7	0	0	0
18	14	3	4	3	1	2	2
		35	49	35	7	18	21

Afternoon						
Hole	SI	Par	Gross Score	Net Score	Gross Points	Net Points
1	9	4	5	4	1	2
2	11	3	4	3	1	2
3	1	4	6	4	0	2
4	3	4	5	3	1	3
5	13	4	4	3	2	3
6	15	3	3	2	2	3
7	5	4	6	4	0	2
8	17	3	3	2	2	3
9	7	5	9	7	0	0
10	18	4	4	3	2	3
11	16	4	5	4	1	2
12	8	4	4	3	2	3
13	2	4	6	4	0	2
14	12	3	5	4	0	1
15	4	4	5	3	1	3
16	10	4	9	8	0	0
17	6	5	6	4	1	3
18	14	3	5	4	0	1
		69	94	69	16	38

Player	Morris Goulding			
Handicap	Morning	#N/A	Afternoon	24
			7/8ths	21

Morning							
Hole	SI	Par	Gross Score	Net Score	Gross Points	Net Points	Yellow Ball
10	18	4	#N/A	#N/A	#N/A	#N/A	#N/A
11	16	4	#N/A	#N/A	#N/A	#N/A	#N/A
12	8	4	#N/A	#N/A	#N/A	#N/A	#N/A
13	2	4	#N/A	#N/A	#N/A	#N/A	#N/A
14	12	3	#N/A	#N/A	#N/A	#N/A	#N/A
15	4	4	#N/A	#N/A	#N/A	#N/A	#N/A
16	10	4	#N/A	#N/A	#N/A	#N/A	#N/A
17	6	5	#N/A	#N/A	#N/A	#N/A	#N/A
18	14	3	#N/A	#N/A	#N/A	#N/A	#N/A
		35	#N/A	#N/A	#N/A	#N/A	#N/A

Afternoon						
Hole	SI	Par	Gross Score	Net Score	Gross Points	Net Points
1	9	4	9	8	0	0
2	11	3	4	3	1	2
3	1	4	8	6	0	0
4	3	4	9	7	0	0
5	13	4	8	7	0	0
6	15	3	5	4	0	1
7	5	4	6	5	0	1
8	17	3	5	4	0	1
9	7	5	8	7	0	0
10	18	4	8	7	0	0
11	16	4	4	3	2	3
12	8	4	5	4	1	2
13	2	4	8	6	0	0
14	12	3	6	5	0	0
15	4	4	5	4	1	2
16	10	4	6	5	0	1
17	6	5	6	5	1	2
18	14	3	3	2	2	3
		69	113	92	8	18

Course Information

AM			PM		
Hole	SI	Par	Hole	SI	Par
1	18	4	1	9	4
2	16	4	2	11	3
3	8	4	3	1	4
4	2	4	4	3	4
5	12	3	5	13	4
6	4	4	6	15	3
7	10	4	7	5	4
8	6	5	8	17	3
9	14	3	9	7	5
	90	35	10	18	4
			11	16	4
			12	8	4
			13	2	4
			14	12	3
			15	4	4
			16	10	4
			17	6	5
			18	14	3

