

# Milton Hill

## Alternative Golf Day

<b>Course:</b>	North Oxford
<b>Date:</b>	April or May 2010
<b>Cost:</b>	≈£70
<b>Arrive:</b>	Bacon Rolls, Coffee, Tea
<b>Morning:</b>	9 Holes Yellow Ball Competition, teams of four Blind Pairs
<b>Lunch:</b>	Soup and a Roll
<b>Afternoon:</b>	18 holes Stableford format, 7/8 <sup>th</sup> s handicap Longest Drive Nearest the Pin
<b>Dinner:</b>	3 Course Dinner Jackets and Ties  Plus obligatory war stories, trophies, raffle etc.

Contact: Mike Conroy

# Results for the Alternative Golf Day – Spring 2010

## Morning Results

### Yellow Ball Winners

Iain More, Dave Roberts, Pete McIntyre

### Blind Pairs Winners

Gordon Neilson and Iain More

### Notable Mentions

- Iain, Dave and Pete were also part of the Autumn '09 winning yellow ball team
- Iain More and Pete McIntyre had the best of it in the morning, scoring 18 points each and adding 24 each to their teams yellow ball score
- The stand out round in the morning was from Gordon, shooting a fine 34 gross with Iain More just pitting him to the winning net score with 33 vs. 34 – both very fine scores!
- Nigel Attwood was the only player to hit a birdie (gross) in the morning whilst both he and Pete McIntyre managed a net eagle each
- Peter Blackman had 9 holes with double bogey or worse (ouch!)

## Afternoon Results

### Overall Winner

Mike Conroy

Gordon Neilson walked away with the longest drive and Iain More lifted the nearest the pin trophy

### Notable Mentions

- After a poor 13 points in the morning a good lunch and a pint of Guinness appeared to do wonders for Mike Conroy's golf in the afternoon
- Andy Wraight and Nigel Attwood were the bookies favourites after 9 holes with 22 and 20 points but faded on the back nine with only 10 points each
- Andy also knocked up 2 birdies (gross) and 2 eagles (net)
- Iain More was best on the back nine with 17 points, maybe he relaxed after scoring 10 on the front nine?

## Interesting Facts and Figures

- Overall we scored
  - 5 net eagles
  - 53 net birdies
  - 113 net pars
  - 92 net bogeys and 61 doubles or worse
- The average points scored per hole was 1.51
- The 11<sup>th</sup> was the hardest hole; we averaged just 1.0 points on that one! It has an SI of 18
- The 3<sup>rd</sup> was the next hardest with just 1.1 points on average – too many balls in the wee stream?
- The 12<sup>th</sup> was the easiest on the day, providing an average of 2.0 points each
- One player broke 80 gross, a net 66 – bandit!
- In the Yellow Ball comp the highest average handicap players won, this was reversed for the Blind Pairs
- In the afternoon, there was slight favouritism for a lower handicap but it's a smaller effect than when we first started over 2 years ago

Morning

Yellow Ball						
Team	Player 1	Player 2	Player 3	Player 4	Total Points	Average Handicap
Team 1	Gordon Neilson	Mike Conroy	Liam Richards	-	42.0	13.3
Team 2	Andy Wraight	Phil Reeve	Peter Blackman	-	46.0	17.3
Team 3	Paul Wilson	Nigel Attwood	Peter Hobin	-	52.0	16.7
Team 4	Iain More	Pete McIntyre	Dave Roberts	-	64.0	18.7

Blind Pairs				
Team	Player 1	Player 2	Total Points	Average Handicap
Team 1	Andy Wraight	Phil Reeve	29	12
Team 2	Gordon Neilson	Iain More	35	10
Team 3	Peter Blackman	Paul Wilson	23	19
Team 4	Pete McIntyre	Nigel Attwood	32	19
Team 5	Liam Richards	Peter Hobin	26	21.5
Team 6	Mike Conroy	Dave Roberts	25	17.5
Team 7	-	-	-	-
Team 8	-	-	-	-

Player	Blind Pairs	Yellow Ball	Scored With Yellow Ball
Phil Reeve	16	21	3 times
Mike Conroy	13	13	1 times
Liam Richards	9	9	1 times
Iain More	18	24	3 times
Gordon Neilson	17	20	2 times
Andy Wraight	13	17	3 times
Dave Roberts	12	16	3 times
Paul Wilson	17	18	2 times
Peter Blackman	6	8	3 times
Nigel Attwood	14	15	1 times
Pete McIntyre	18	24	3 times
Peter Hobin	17	19	1 times
-	-	-	0 times
-	-	-	0 times
-	-	-	0 times
-	-	-	0 times

	Gross	Net	Gross Stableford	Net Stableford
Phil Reeve	43	35	8	16
Mike Conroy	48	41	7	13
Liam Richards	54	44	2	9
Iain More	40	33	11	18
Gordon Neilson	38	34	13	17
Andy Wraight	45	40	9	13
Dave Roberts	51	40	4	12
Paul Wilson	40	35	12	17
Peter Blackman	62	48	0	6
Nigel Attwood	53	44	8	14
Pete McIntyre	46	35	9	18
Peter Hobin	46	34	6	17
-	-	-	0	-
-	-	-	0	-
-	-	-	0	-
-	-	-	0	-

	Total #	Highest Individual	Joint Winners?
Gross	-	-	-
Eagles	0	0	Phil Reeve 32
Birdies	1	1	Nigel Attwood 1
Pars	24	4	Gordon Neilson 2
Bogeys	38	6	Phil Reeve 1
Worse	45	9	Peter Blackman 1
Net	-	-	-
Eagles	2	1	Nigel Attwood 2
Birdies	16	3	Paul Wilson 1
Pars	45	7	Iain More 1
Bogeys	24	6	Liam Richards 1
Worse	21	6	Peter Blackman 1

# Afternoon

	Afternoon			
	Gross	Net	Gross Stableford	Net Stableford
Phil Reeve	103	88	13	23
Mike Conroy	79	66	24	35
Liam Richards	113	93	5	17
Iain More	87	74	18	27
Gordon Neilson	82	75	21	27
Andy Wraight	90	81	25	32
Dave Roberts	103	81	13	27
Paul Wilson	85	75	23	31
Peter Blackman	107	79	9	27
Nigel Attwood	97	80	18	30
Pete McIntyre	104	83	13	27
Peter Hobin	106	83	8	24
-	-	-	-	-
-	-	-	-	-
-	-	-	-	-
-	-	-	-	-

	Afternoon Front Nine			
	Gross	Net	Gross Stableford	Net Stableford
Phil Reeve	53	38	5	10
Mike Conroy	38	25	13	19
Liam Richards	55	35	3	9
Iain More	47	34	6	10
Gordon Neilson	41	34	10	13
Andy Wraight	33	24	18	22
Dave Roberts	51	29	6	13
Paul Wilson	43	33	11	15
Peter Blackman	57	29	4	12
Nigel Attwood	41	24	13	20
Pete McIntyre	47	26	7	15
Peter Hobin	51	28	6	14
-	-	-	-	-
-	-	-	-	-
-	-	-	-	-
-	-	-	-	-

	Afternoon Back Nine			
	Gross	Net	Gross Stableford	Net Stableford
Phil Reeve	50	35	8	13
Mike Conroy	41	28	11	16
Liam Richards	58	38	2	8
Iain More	40	27	12	17
Gordon Neilson	41	34	11	14
Andy Wraight	57	48	7	10
Dave Roberts	52	30	7	14
Paul Wilson	42	32	12	16
Peter Blackman	50	22	5	15
Nigel Attwood	56	39	5	10
Pete McIntyre	57	36	6	12
Peter Hobin	55	32	2	10
-	-	-	-	-
-	-	-	-	-
-	-	-	-	-
-	-	-	-	-

	Total #	Highest Individual	Joint Winners?
Gross	-	-	-
Eagles	0	0	Phil Reeve 32
Birdies	4	2	Andy Wraight 1
Pars	52	8	Mike Conroy 1
Bogeys	74	11	Gordon Neilson 1
Worse	86	14	Liam Richards 1
Net	-	-	-
Eagles	3	2	Andy Wraight 1
Birdies	37	6	Mike Conroy 1
Pars	68	9	Paul Wilson 1
Bogeys	68	8	Phil Reeve 4
Worse	40	6	Liam Richards 1

# Day

	Total #	Highest Individual	Joint Winners?
Gross	-	-	-
Eagles	0	0	Phil Reeve 32
Birdies	5	2	Andy Wraight 2
Pars	76	11	Paul Wilson 1
Bogeys	112	16	Gordon Neilson 1
Worse	131	22	Liam Richards 1
Net	-	-	-
Eagles	5	2	Andy Wraight 2
Birdies	53	8	Mike Conroy 1
Pars	113	14	Iain More 1
Bogeys	92	14	Liam Richards 1
Worse	61	10	Peter Blackman 1

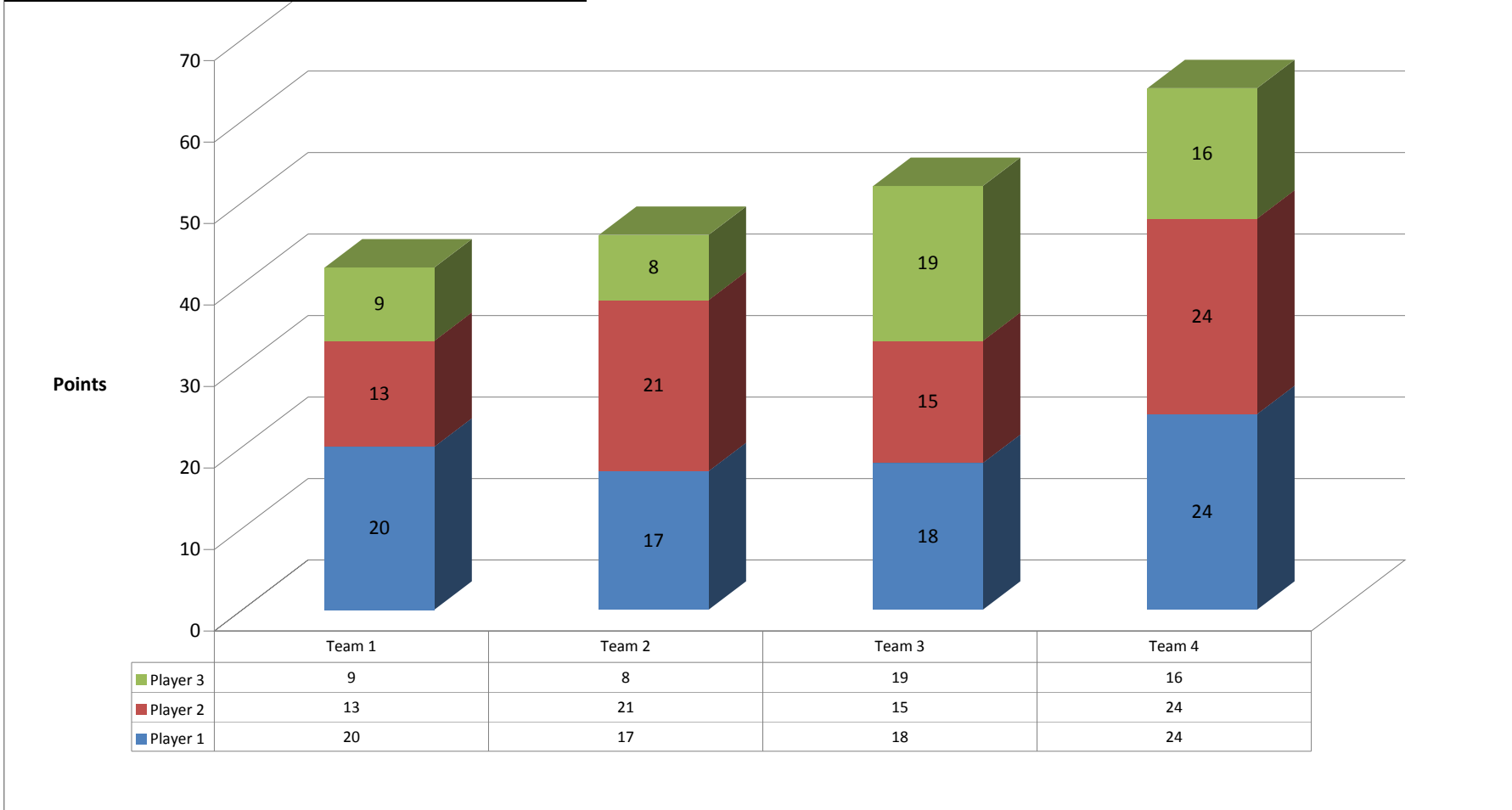
# Day

Morning	Total #	Highest Individual		Joint Winners?
Gross	-	-	-	0
Eagles	0	0	Phil Reeve	32
Birdies	1	1	Nigel Attwood	1
Pars	24	4	Gordon Neilson	2
Bogeys	38	6	Phil Reeve	1
Worse	45	9	Peter Blackman	1
Net	-	-	-	0
Eagles	2	1	Nigel Attwood	2
Birdies	16	3	Paul Wilson	1
Pars	45	7	Iain More	1
Bogeys	24	6	Liam Richards	1
Worse	21	6	Peter Blackman	1

Afternoon	Total #	Highest Individual		Joint Winners?
Gross	-	-	-	0
Eagles	0	0	Phil Reeve	32
Birdies	5	2	Andy Wraight	2
Pars	76	11	Paul Wilson	1
Bogeys	112	16	Gordon Neilson	1
Worse	131	22	Liam Richards	1
Net	-	-	-	0
Eagles	5	2	Andy Wraight	2
Birdies	53	8	Mike Conroy	1
Pars	113	14	Iain More	1
Bogeys	92	14	Liam Richards	1
Worse	61	10	Peter Blackman	1

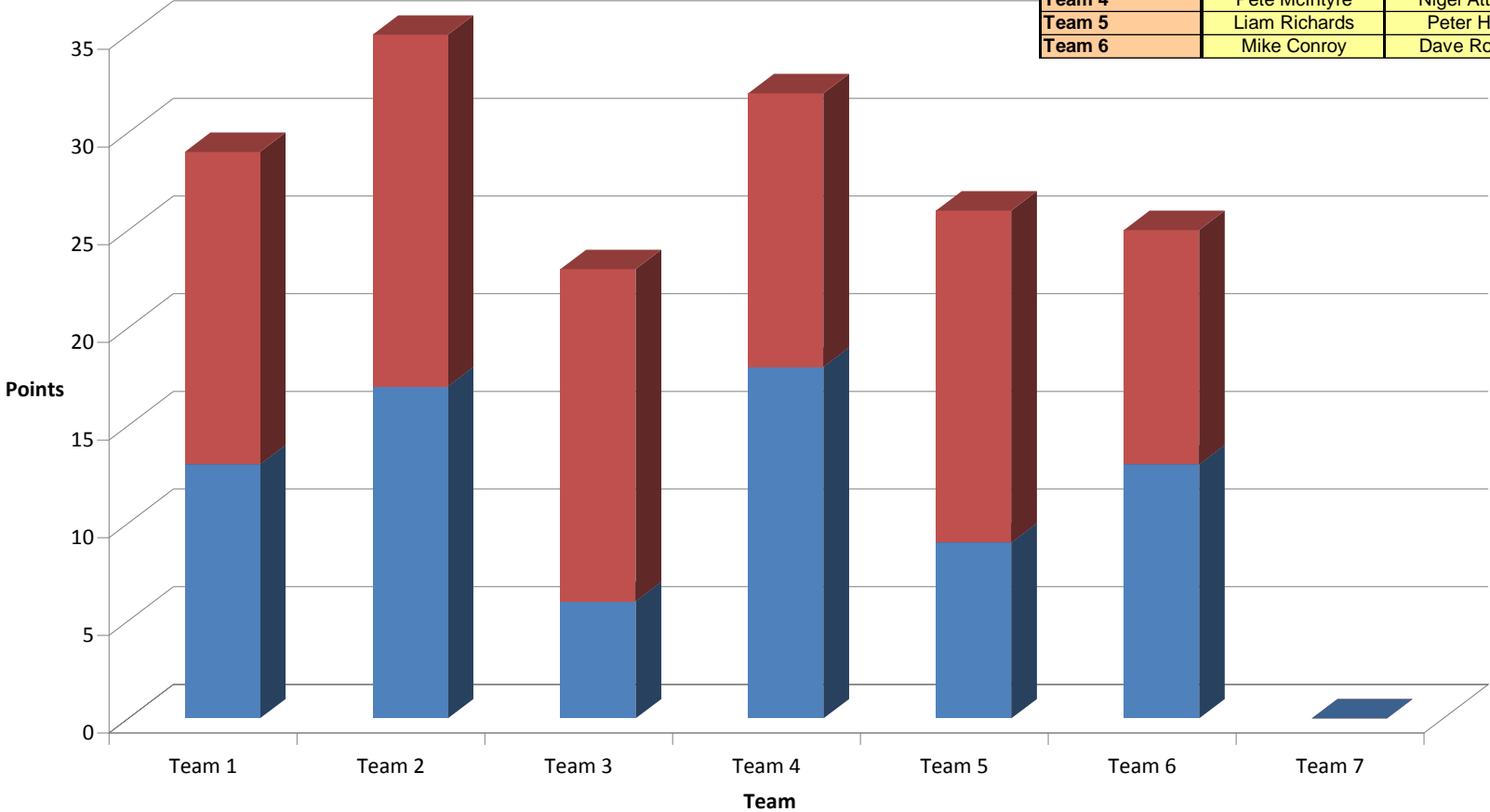
Team	Player 1	Player 2	Player 3
Team 1	Gordon Neilson	Mike Conroy	Liam Richards
Team 2	Andy Wraight	Phil Reeve	Peter Blackman
Team 3	Paul Wilson	Nigel Attwood	Peter Hobin
Team 4	Iain More	Pete McIntyre	Dave Roberts

## Yellow Ball Competition



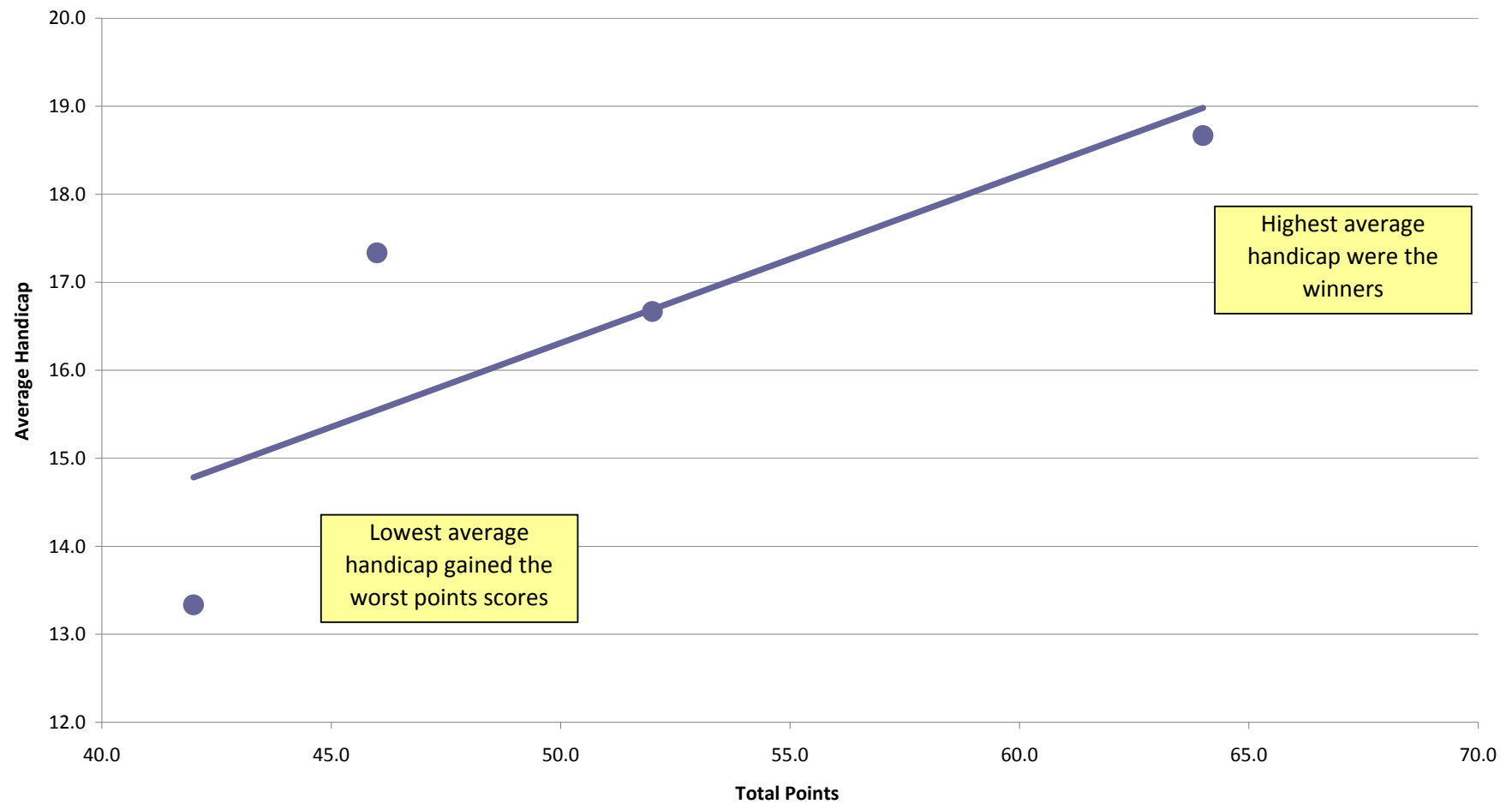
# Blind Pairs Competition

Team	Player 1	Player 2
Team 1	Andy Wraight	Phil Reeve
Team 2	Gordon Neilson	Iain More
Team 3	Peter Blackman	Paul Wilson
Team 4	Pete McIntyre	Nigel Attwood
Team 5	Liam Richards	Peter Hobin
Team 6	Mike Conroy	Dave Roberts



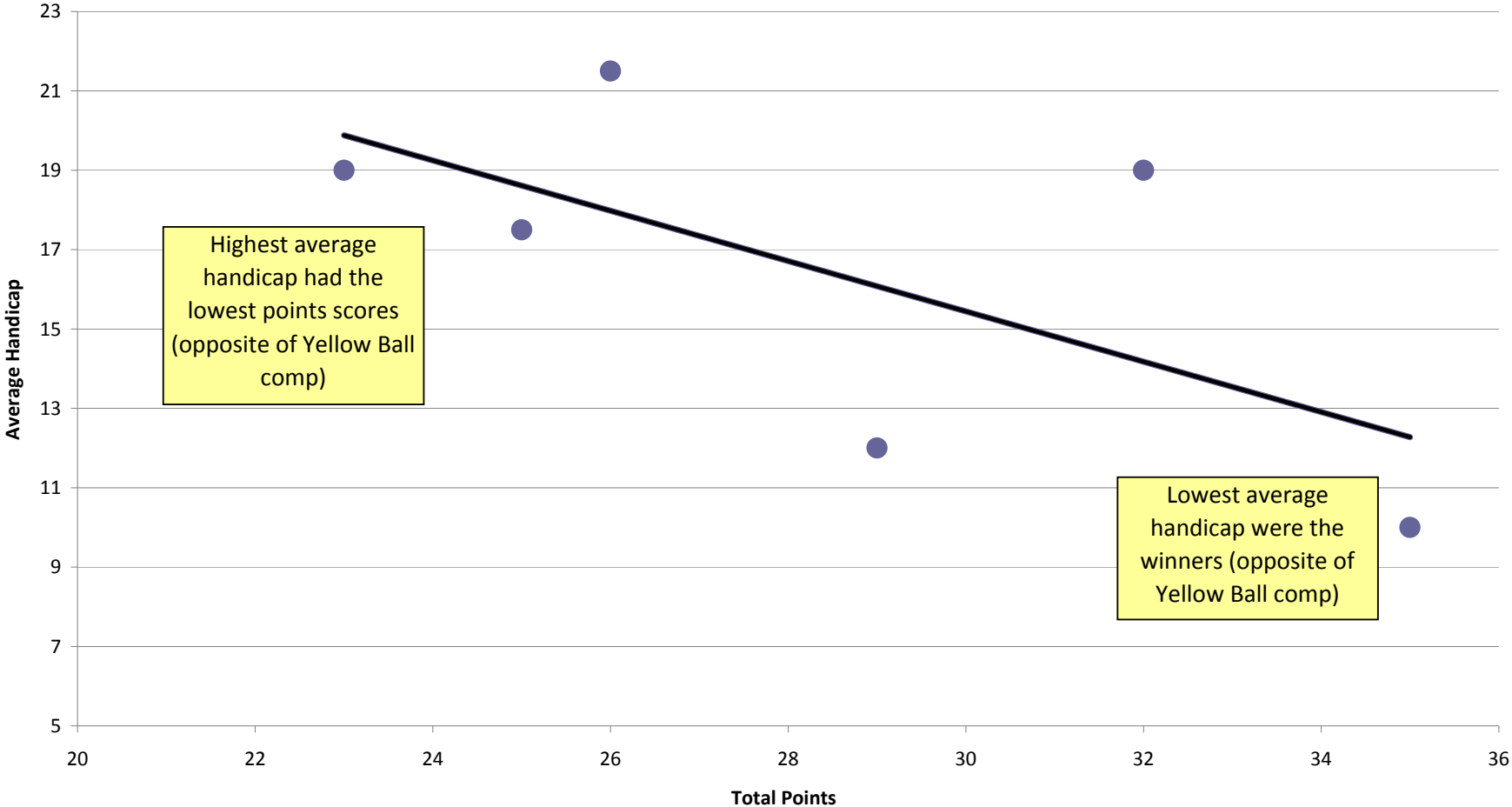
■ Player 1 ■ Player 2

## Yellow Ball vs. Average Handicap

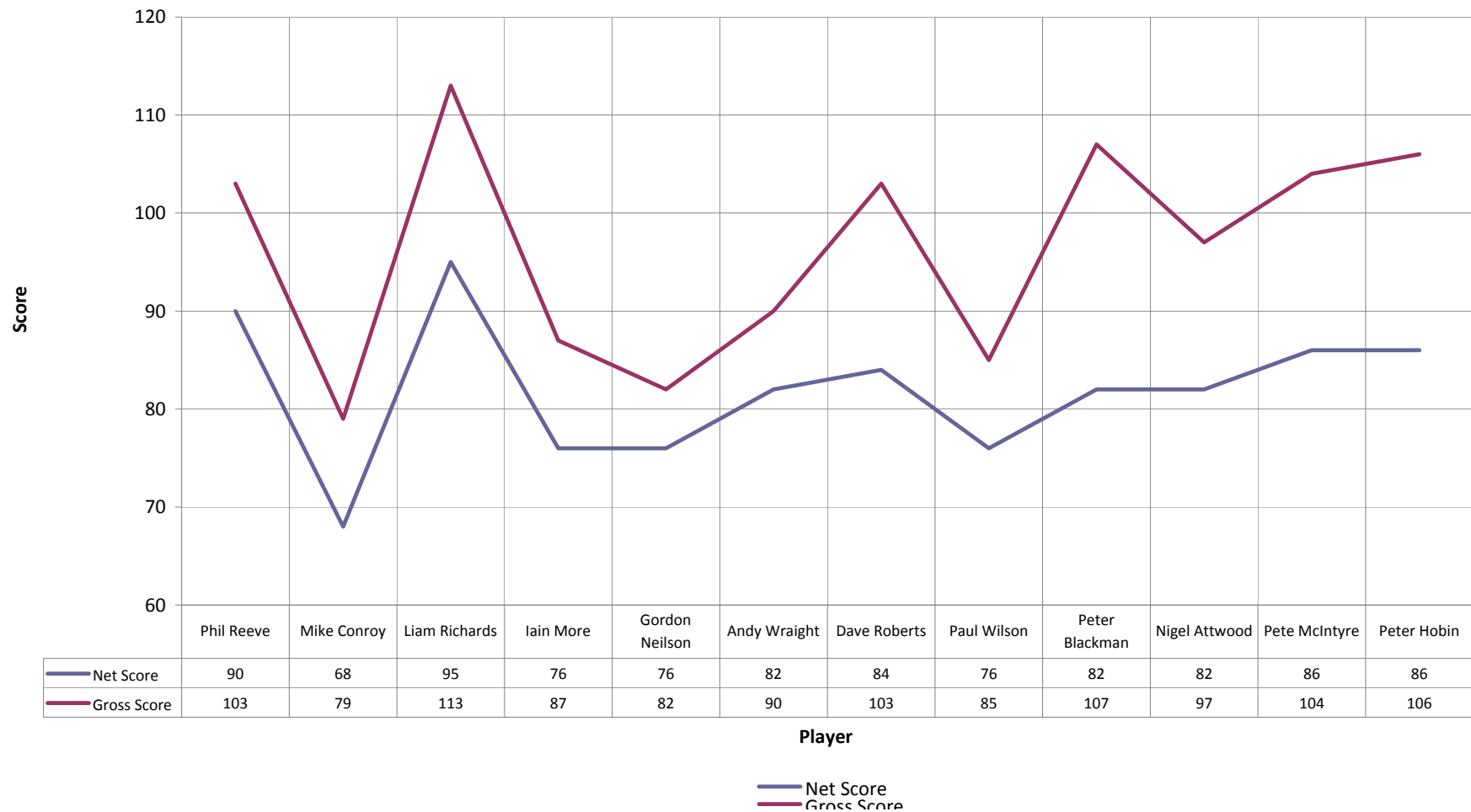




# Blind Pairs vs. Average Handicap



## Afternoon Gross and Net Scores



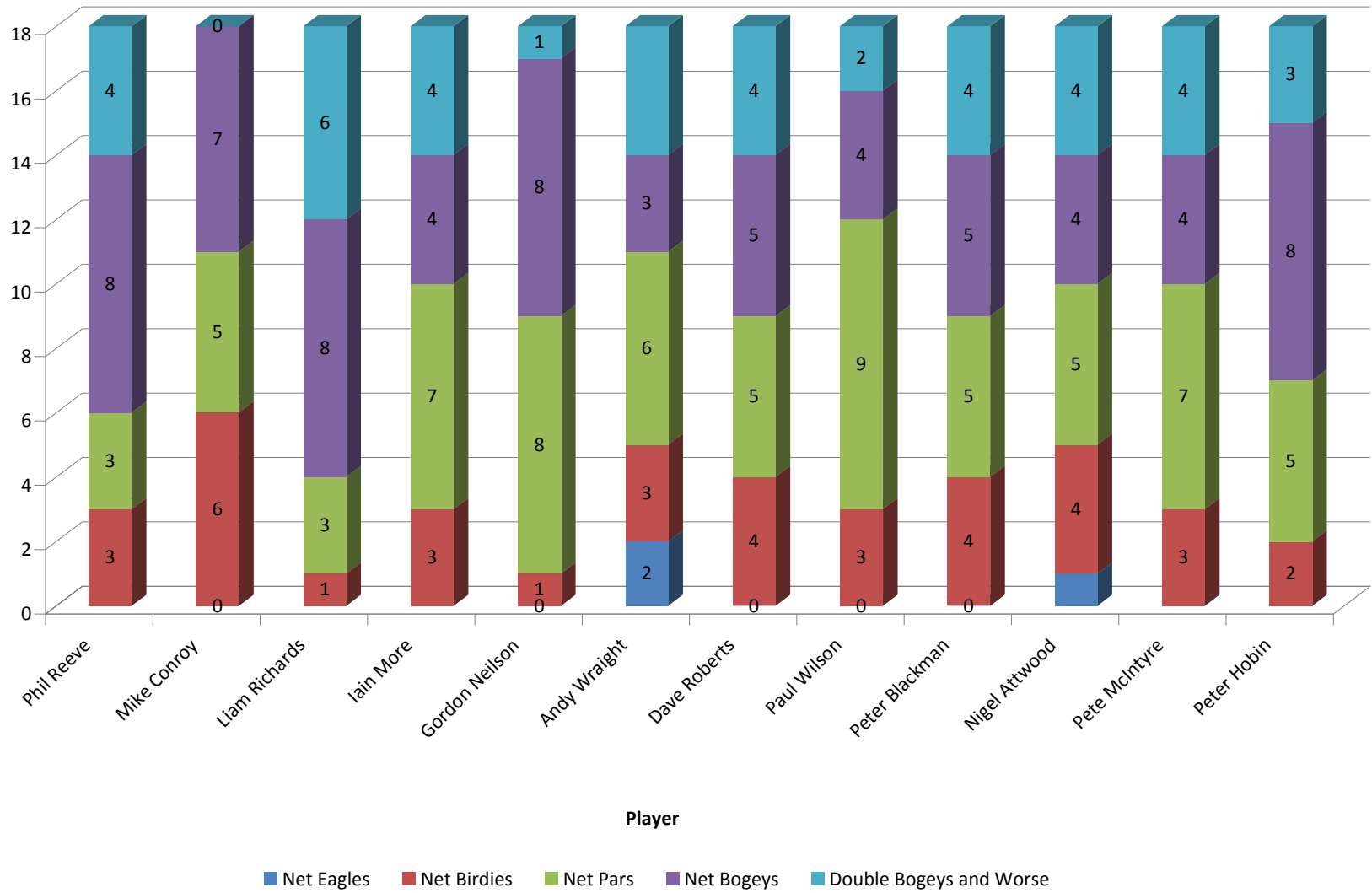
### Afternoon Gross and Net Stableford



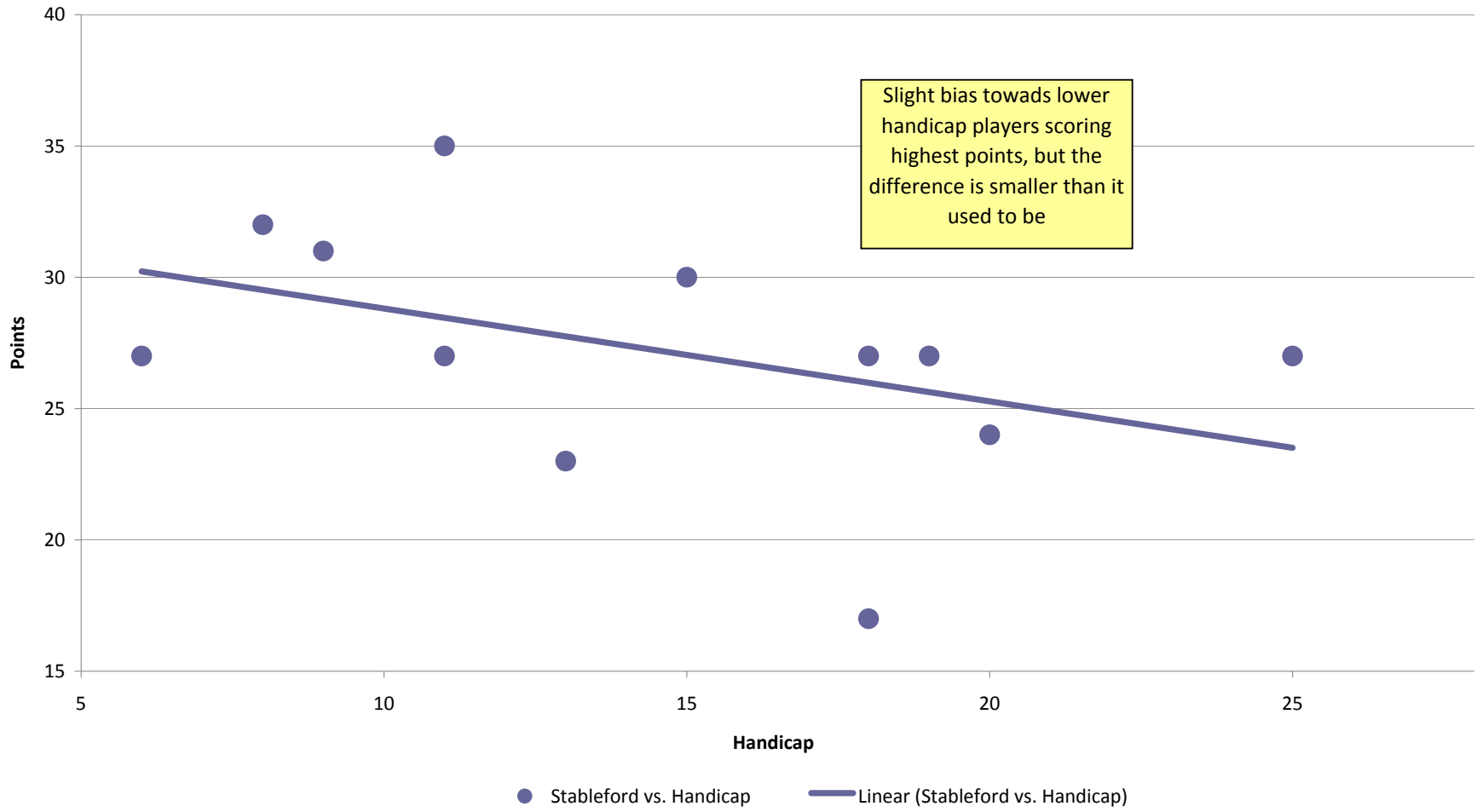
Player

Net Points Gross Points

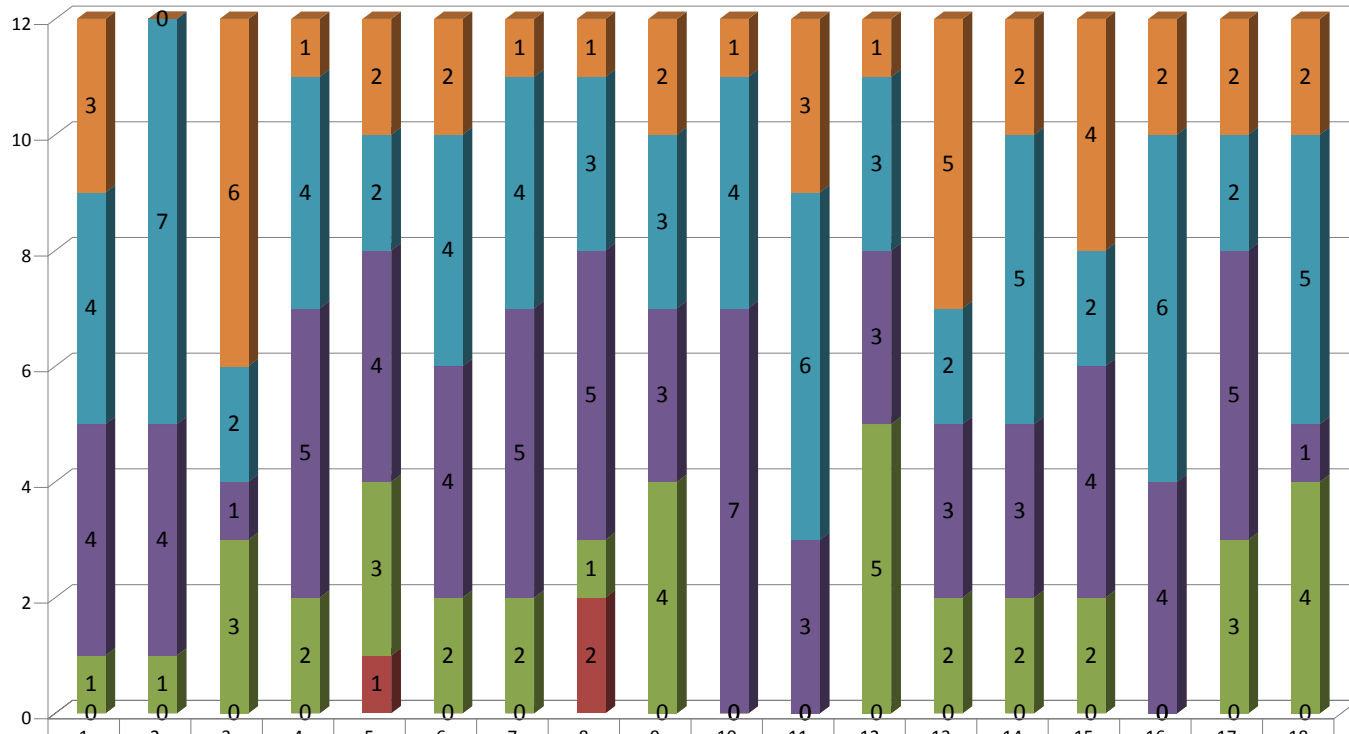
## Eagles, Birdies, Pars, Bogeys, Double Bogeys and Worse



## Afternoon Stableford vs. Handicap



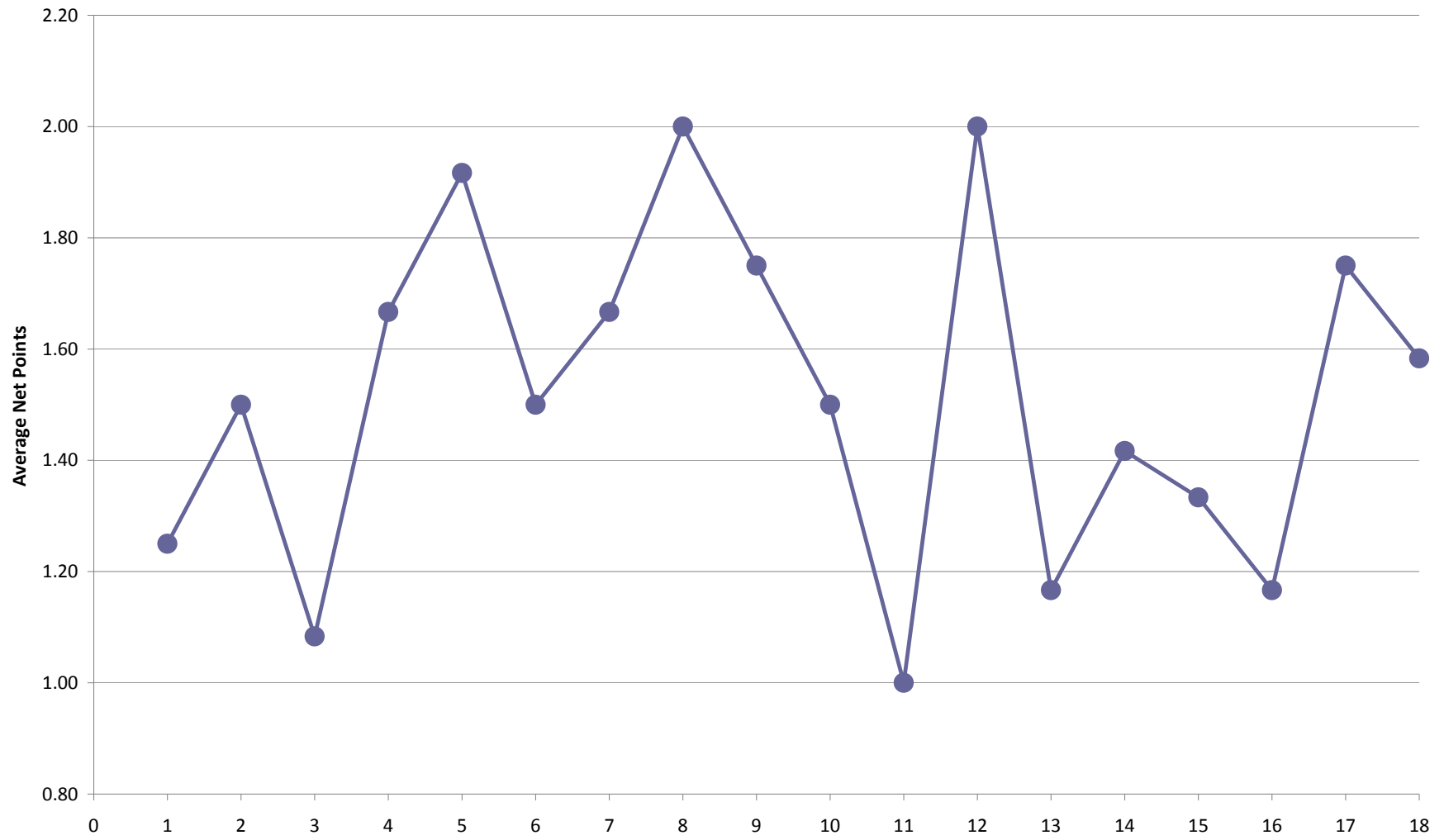
## Afternoon - Hole Difficulty



	1	2	3	4	5	6	7	8	9	10	11	12	13	14	15	16	17	18
Net Double Bogeys and Worse	3	0	6	1	2	2	1	1	2	1	3	1	5	2	4	2	2	2
Net Bogeys	4	7	2	4	2	4	4	3	3	4	6	3	2	5	2	6	2	5
Net Pars	4	4	1	5	4	4	5	5	3	7	3	3	3	3	4	4	5	1
Net Birdies	1	1	3	2	3	2	2	1	4	0	0	5	2	2	2	0	3	4
Net Eagles	0	0	0	0	1	0	0	2	0	0	0	0	0	0	0	0	0	0

Hole

### Afternoon - Hole Difficulty



# Afternoon - Hole Difficulty

